



TASK 30

STANDARDS/ GUIDELINES



VOLUME 60 PARKING

PROJECT N° FC5801 - C / #7

 **Hartsfield-Jackson**
Atlanta International Airport®


Prepared by:  **AIS** |  **VALANCOURT**
INTERNATIONAL, LLC

10

GRAPHIC STANDARDS

VOLUME 60 PARKING

- 11 Typography
- 12 Terminology/Symbology
- 13 Message Hierarchy
- 14 Foreign Language
- 15 Arrow Standards
- 16 Identification Icon Standards
- 17 Color Standards



- 1.0 GRAPHIC ELEMENTS
- 1.1 Typography 1-01
 - Line Spacing 1-02
- 1.2 Terminology / Symbology
 - Principal Facilities 1-03
 - Fundamental Functions 1-04
 - Building Circulation / Services / Safety and Regulations 1-05
- 1.3 Message Hierarchy
 - Message Functions 1-06
 - Message Hierarchy Examples 1-07
- 1.4 Foreign Language
 - Multi Lingual Text Translations 1-08
- 1.5 Arrow Standards 1-09
- 1.6 Identification Icon Standards 1-10
 - Identification Icon Standards - Domestic West Parking 1-11
 - Identification Icon Standards - Domestic South Parking 1-12
 - Identification Icon Standards - Domestic North Parking 1-13
 - Identification Icon Standards - International Parking 1-14
- 1.7 Color Standards
 - Color Specifications 1-15
 - Color Applications - Icons / Identifications 1-16
 - Color Applications - Icons / Identifications Cont'd 1-17
 - Color Applications - Message Panels 1-18

#	REVISION	DATE
1	Updated	12/15/16
2	Updated	11/06/17

ABCDEFGHIJKLMNOPQRSTUVWXYZ
 abcdefghijklmnopqrstuvwxyz
 0123456789@#%^&*()::

Gotham Book




X = Letter Cap. Height

Letter Spacing Correct - Kerning at "- 49 points"



Letter Spacing Too Wide



Letter Spacing Too Close

#	REVISION	DATE
1	Updated	12/15/16
2	Updated	11/06/17

Line Spacing

Diagram showing line spacing for two text blocks. The first block contains 'Parking' and 'Spanish Translation'. The second block contains 'North Terminal' and 'Spanish Translation'. Vertical lines with 'x' and '.5x' labels indicate the spacing between lines. The word 'ALIGNED' is written at the bottom left of the diagram.

Line Spacing Examples

Diagram showing the spacing between an arrow, a symbol 'P', and the text 'Parking' and 'Spanish Translation'. The arrow is labeled '2x' and 'CENTER ALIGN'. The 'P' symbol is labeled '1.5x'. The text 'Parking' and 'Spanish Translation' are labeled '.5x'. The word 'ALIGNED' is written at the bottom left of the diagram.

Spacing Example between arrow, symbol and messages

Diagram showing line spacing for three text blocks: 'International', 'Parking', and 'Terminal'. Vertical lines with 'x' and '.5x' labels indicate the spacing between lines. The word 'ALIGNED' is written at the bottom left of the diagram.

Unrelated Line Spacing Examples

RELATED LINES OF TEXT

UNRELATED LINES OF TEXT

Principal Facilities

#	REVISION	DATE
1	Updated	12/15/16
2	Updated	11/06/17

TERMINOLOGY

SYMBOLS

EXTERIOR APPLICATIONS

Terminal



Portion of Airport Facility designated as Terminal.
Primary information on directionals.

Domestic South Parking



Portion of Parking Facility designated as Domestic South Parking.
Primary information on directionals.

Domestic North Parking



Portion of Parking Facility designated as Domestic North Parking.
Primary information on directionals.

Domestic West Parking



Portion of Parking Facility designated as Domestic West Parking.
Primary information on directionals.

International Parking



Portion of Parking Facility designated as International Parking.
Primary information on directionals.

Park - Ride



Portion of Parking Facility designated as Park - Ride.
Primary information on directionals.

Mobile Phone Lot



Portion of Parking Facility designated as Mobile Phone Lot.
Primary information on directionals.

Fundamental Functions

#	REVISION	DATE
1	Updated	12/15/16
2	Updated	11/06/17

TERMINOLOGY

SYMBOLS

EXTERIOR APPLICATIONS

Parking



Portion of Airport Facility designated as Parking.

Hourly



Portion of Parking Facility designated as Hourly.

Daily



Portion of Parking Facility designated as Daily.

Economy



Portion of Parking Facility designated as Economy.

Gold Reserve



Portion of Parking Facility designated as Gold Reserve.

Park - Ride Reserve



Portion of Parking Facility designated as Park - Ride Reserve.

Park - Ride Select



Portion of Parking Facility designated as Park - Ride Select.

International Park - Ride



Portion of Parking Facility designated as International Park - Ride.

Levels



Level of designated Parking Facility.

#	REVISION	DATE
1	Updated	12/15/16
2	Updated	11/06/17


Building Circulation

TERMINOLOGY

SYMBOL

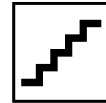
EXTERIOR APPLICATIONS

Elevator




Identifies an elevator.

Stairs



Identifies an enclosed stairwell.

Access Elevator



Identifies an access elevator.

Emergency Stairs



Identifies an enclosed emergency stairwell.

Services / Safety and Regulations

TERMINOLOGY

SYMBOL

EXTERIOR APPLICATIONS

Access



Identifies Access locations.
Used throughout the airport.
Not used on primary directionals.

Information



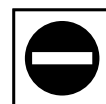
Identifies Information locations.
Used throughout the airport.

No Smoking



Identifies areas where smoking is prohibited.
Used throughout the airport.

DO NOT ENTER



Identifies a restricted area.
Used throughout the airport.

EXIT



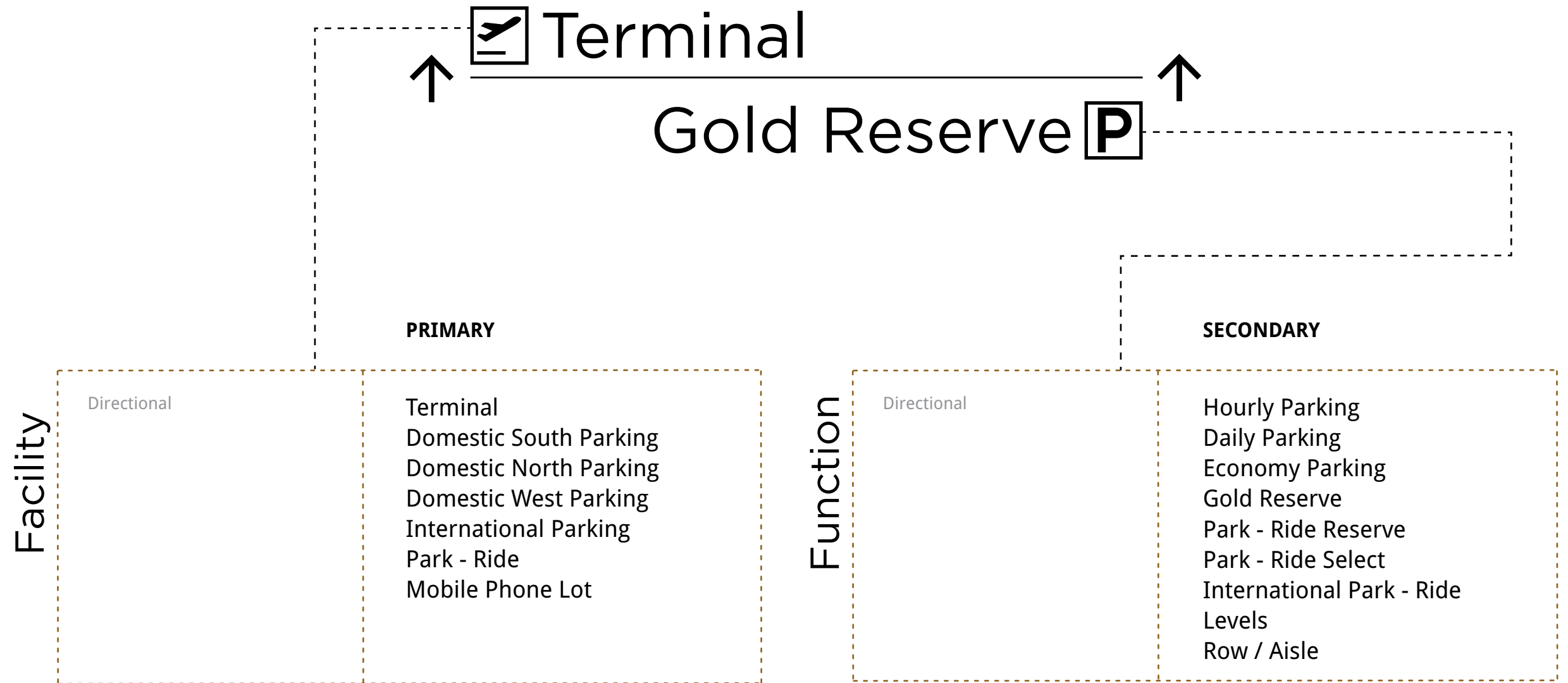
Identifies a common exit from the facility.
Used throughout the airport.

Message Function

#	REVISION	DATE
1	Updated	12/15/16
2	Updated	11/06/17

	PRIMARY	SECONDARY	TERTIARY
Directional	Domestic South Parking Domestic North Parking Domestic West Parking International Parking Hourly Daily Economy Gold Reserve Park - Ride Park - Ride Select Mobile Phone Lot Exit		
Identification	Domestic South Parking Domestic North Parking Domestic West Parking International Parking Hourly Daily Economy Gold Reserve Park - Ride Park - Ride Select Mobile Phone Lot	L1, L2, L3, L4, L5, L6, L7, L8 <i>(Airline Names)</i>	
Information or Orientation	Exit		
Regulatory or Safety	Authorized Vehicles Only Active Loading and Unloading Only No Smoking Do Not Enter	<i>(Supplemental Languages)</i>	

#	REVISION	DATE
1	Updated	12/15/16
2	Updated	11/06/17



Parking - Directional Primary Message Hierarchy Example
SCALE: NTS

1.0 GRAPHIC STANDARDS

#	REVISION	DATE
1	Updated	12/15/16
2	Updated	11/06/17

1.4 Foreign Language



Primary Foreign Language Translation Application
Overhead Directional Signs
SCALE: NTS



Primary Foreign Language Translation Application
Freestanding Directional Signs
SCALE: NTS

Multi-Lingual Text Translation

Principal Facilities

ENGLISH	TRANSLATION
Terminal	Terminal
Domestic South Parking	Pending
Domestic North Parking	Pending
Domestic West Parking	Pending
International Parking	Pending
Park - Ride	Pending
Mobile Phone Lot	Pending

Note:
Final messages will be reviewed / approved by Department of Aviation

Fundamental Functions


ENGLISH	TRANSLATION
Hourly Parking	Pending
Daily Parking	Pending
Economy Parking	Pending
Gold Reserve	Pending
Park - Ride Reserve	Pending
Park - Ride Select	Pending
International Park - Ride	Pending
Level	Pending
Row / Aisle	Pending

1.0 GRAPHIC STANDARDS


#	REVISION	DATE
1	Updated	12/15/16
2	Updated	11/06/17

1.5 Arrow Standards


These figures define the arrow orientations and size that shall be used throughout Parking facilities.




Up to the Left
10 o'clock




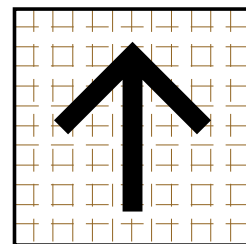
Up and/or Straight
Ahead / 12 o'clock



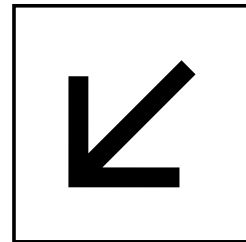
Up to the Right
2 o'clock




To the left
9 o'clock




To the Right
3 o'clock



Down to the Left
7 o'clock

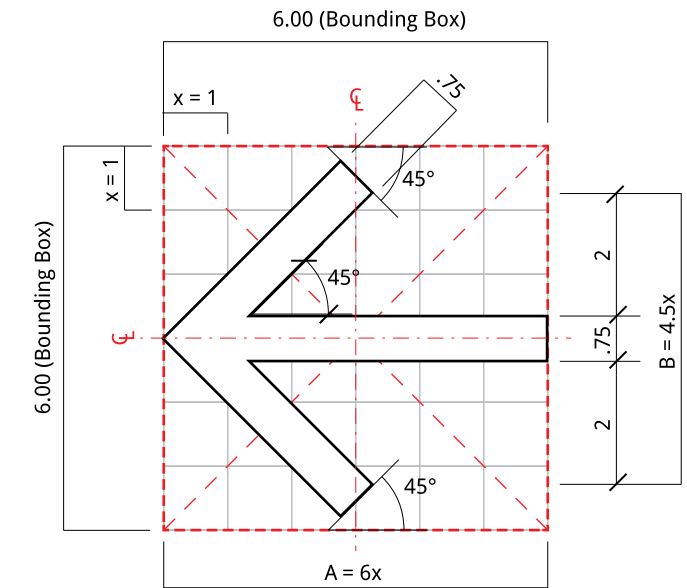


Down
6 o'clock

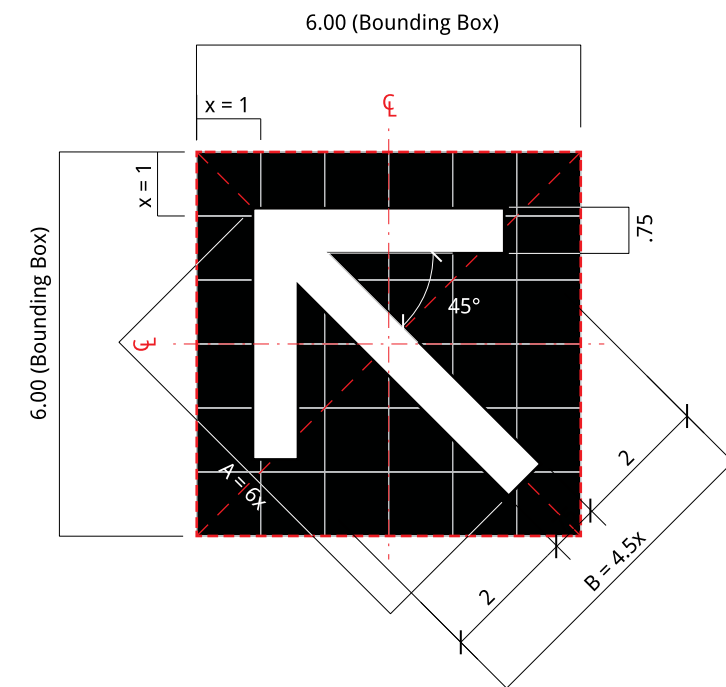


Down to the Right
5 o'clock

Arrows Orientation
SCALE: NTS



Straight Arrow:
Use for arrows angled at: 0°, 90°, 180°, 270°



Angled Arrow:
Use for arrows angled at: 45°, 135°, 225°, 315°

Arrows Sizes
SCALE: NTS

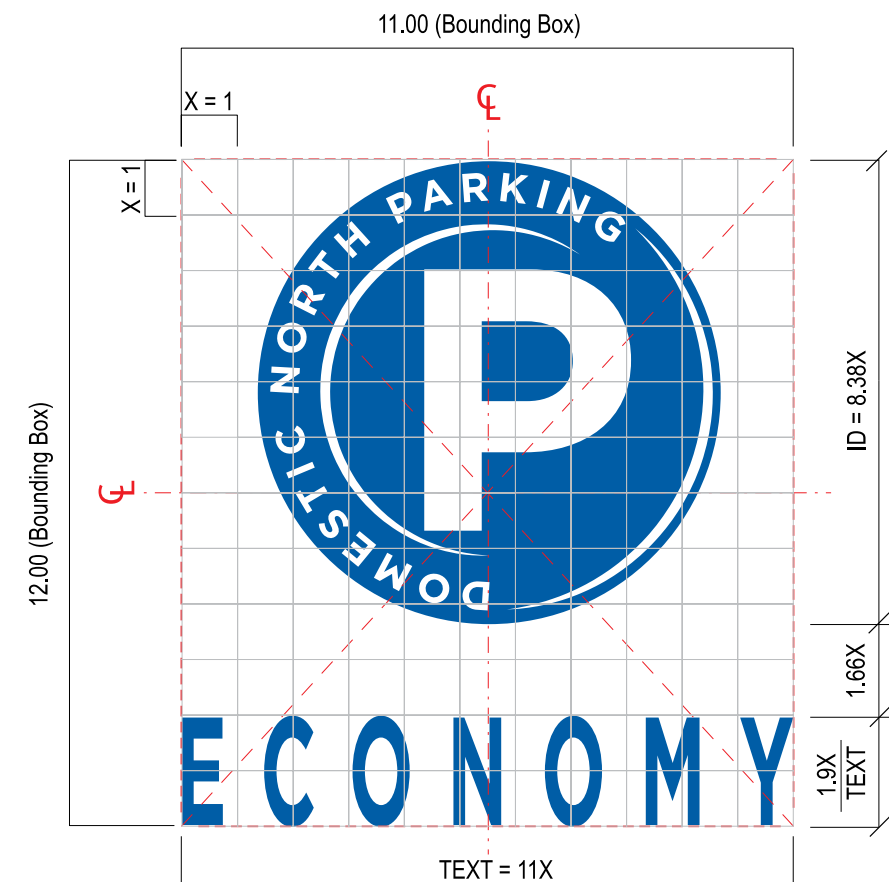
1.0 GRAPHIC STANDARDS

#	REVISION	DATE
1	Updated	12/15/16
2	Updated	11/06/17

1.6 Identification Icon Standards

These figures define the Identification Icon and size that shall be used throughout Parking facilities.

 <p>ECONOMY Domestic South Economy Parking</p>	 <p>DAILY Domestic South Daily Parking</p>	 <p>HOURLY Domestic South Hourly Parking</p>	
 <p>ECONOMY Domestic North Economy Parking</p>	 <p>DAILY Domestic North Daily Parking</p>	 <p>HOURLY Domestic North Hourly Parking</p>	
 <p>ECONOMY Domestic South Economy Parking</p>	 <p>DAILY Domestic West Daily Parking</p>	 <p>HOURLY Domestic West Hourly Parking</p>	
 <p>HOURLY International Hourly Parking</p>	 <p>PARK-RIDE International - Park-Ride</p>	 <p>MOBILE PHONE LOT International - Mobile Phone Lot</p>	
 <p>PARK - RIDE SELECT Domestic Park- Ride Select</p>	 <p>PARK - RIDE RESERVE Domestic Park- Ride Reserve</p>	 <p>PARK - RIDE LOT A Domestic Park- Ride Lot A</p>	 <p>MOBILE PHONE LOT Domestic - Mobile Phone Lot</p>



Identification Icon Sizes
SCALE: NTS

1.0 GRAPHIC STANDARDS

1.6 Identification Icon Standards - Domestic South Parking

#	REVISION	DATE
1	Updated	12/15/16
2	Updated	11/06/17

These figures define the Identification Icons that shall be used throughout the Domestic South Parking facilities.



OPTION 1



OPTION 3



OPTION 5



OPTION 7



OPTION 2



OPTION 4



OPTION 6



OPTION 8

Identification Icon Sizes
SCALE: NTS

1.0 GRAPHIC STANDARDS

1.6 Identification Icon Standards - Domestic North Parking

#	REVISION	DATE
1	Updated	12/15/16
2	Updated	11/06/17

These figures define the Identification Icons that shall be used throughout the Domestic North Parking facilities.



OPTION 1



OPTION 3



OPTION 5



OPTION 7



OPTION 2



OPTION 4



OPTION 6



OPTION 8

Identification Icon Sizes
SCALE: NTS

1.0 GRAPHIC STANDARDS

1.6 Identification Icon Standards - Domestic West Parking

#	REVISION	DATE
1	Updated	12/15/16
2	Updated	11/06/17

These figures define the Identification Icons that shall be used throughout the Domestic West Parking facilities.



OPTION 1



OPTION 3



OPTION 5



OPTION 7



OPTION 2



OPTION 4



OPTION 6



OPTION 8

Identification Icon Sizes
SCALE: NTS

1.0 GRAPHIC STANDARDS

1.6 Identification Icon Standards - International Parking

#	REVISION	DATE
1	Updated	12/15/16
2	Updated	11/06/17

These figures define the Identification Icons that shall be used throughout the International Parking facilities.



OPTION 1



OPTION 3



OPTION 5



OPTION 7



OPTION 2



OPTION 4



OPTION 6



OPTION 8









Identification Icon Sizes
SCALE: NTS

Color Specifications

#	REVISION	DATE
1	Updated	12/15/16
2	Updated	11/06/17

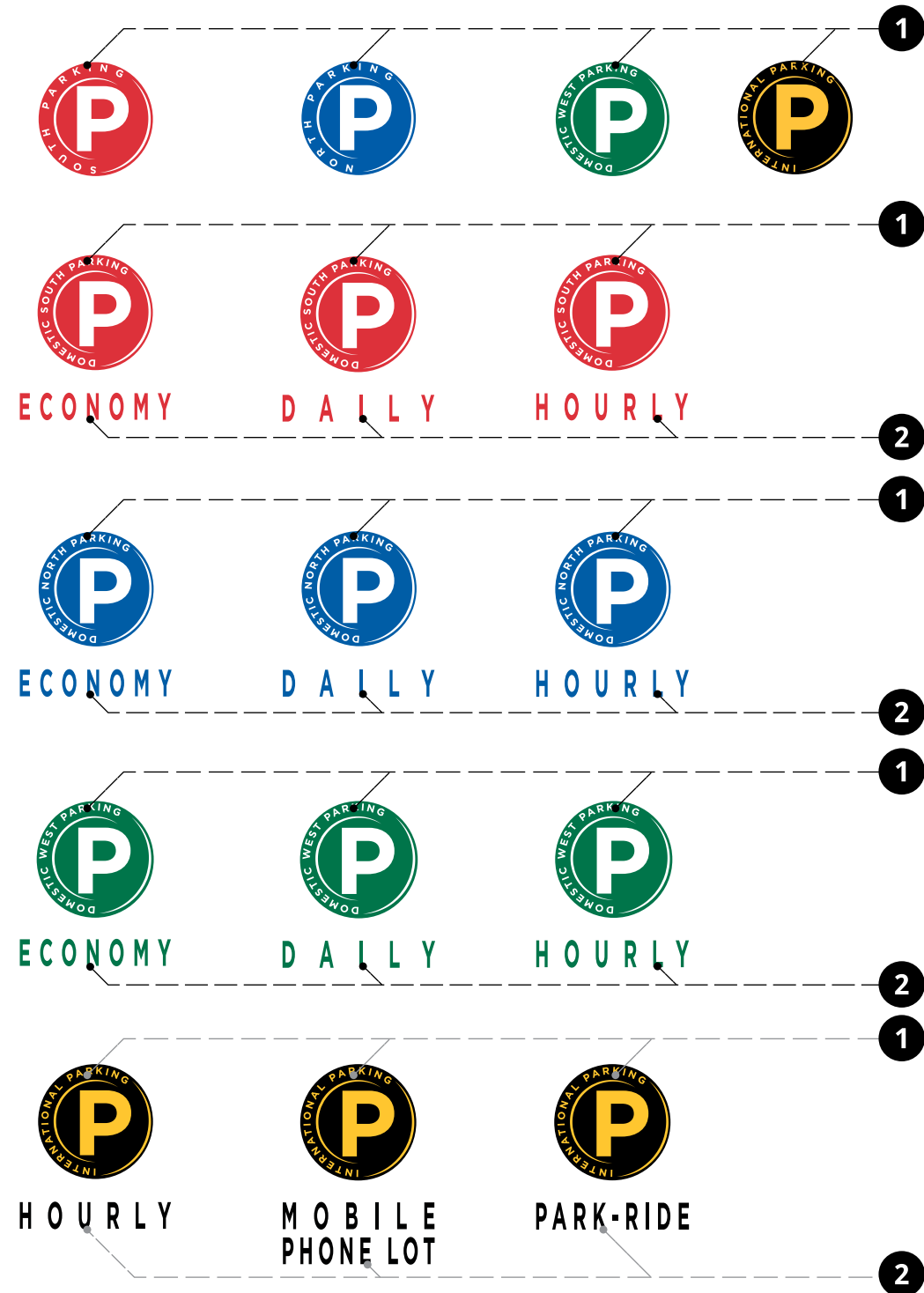
This section of the document shall specify colors and applications that are to be used in Parking facilities.

**or approved equal*

COLOR APPLICATION	COLOR	PANTONE Equivalent	MATERIAL Equivalent
Sign Support Structure	N/A	N/A	 Satin Brushed Aluminum
Parking Identification			
- South	Red	 Pantone 1795C	Exterior Sign Grade Translucent Polycarbonate
- North	Blue	 Pantone 2935C	Exterior Sign Grade Translucent Polycarbonate
- West	Green	 Pantone 3415C	Exterior Sign Grade Translucent Polycarbonate
- International	Yellow	 Pantone 123C	Exterior Sign Grade Translucent Polycarbonate
Arrow	White	 White	Exterior Sign Grade Translucent Polycarbonate
Symbol	White	 White	Exterior Sign Grade Translucent Polycarbonate
Background	Black	 Process Black	Exterior Sign Grade Translucent Polycarbonate

#	REVISION	DATE
1	Updated	12/15/16
2	Updated	11/06/17

Color Applications - Icons / Identifications



Color Application

COLOR APPLICATION	COLOR
1 Parking Function Symbol - South - North - West - International	White on █ Pantone 1795C Background White on █ Pantone 2935C Background White on █ Pantone 3415C Background Pantone 123C on █ Black Background (Pantone Black)
2 Sections - South - North - International	█ Pantone 2935C █ Pantone 1795C █ Black (Pantone Black)

Color Application Examples
 SCALE: NTS
 Note: Color palette should not be substituted / replaced.

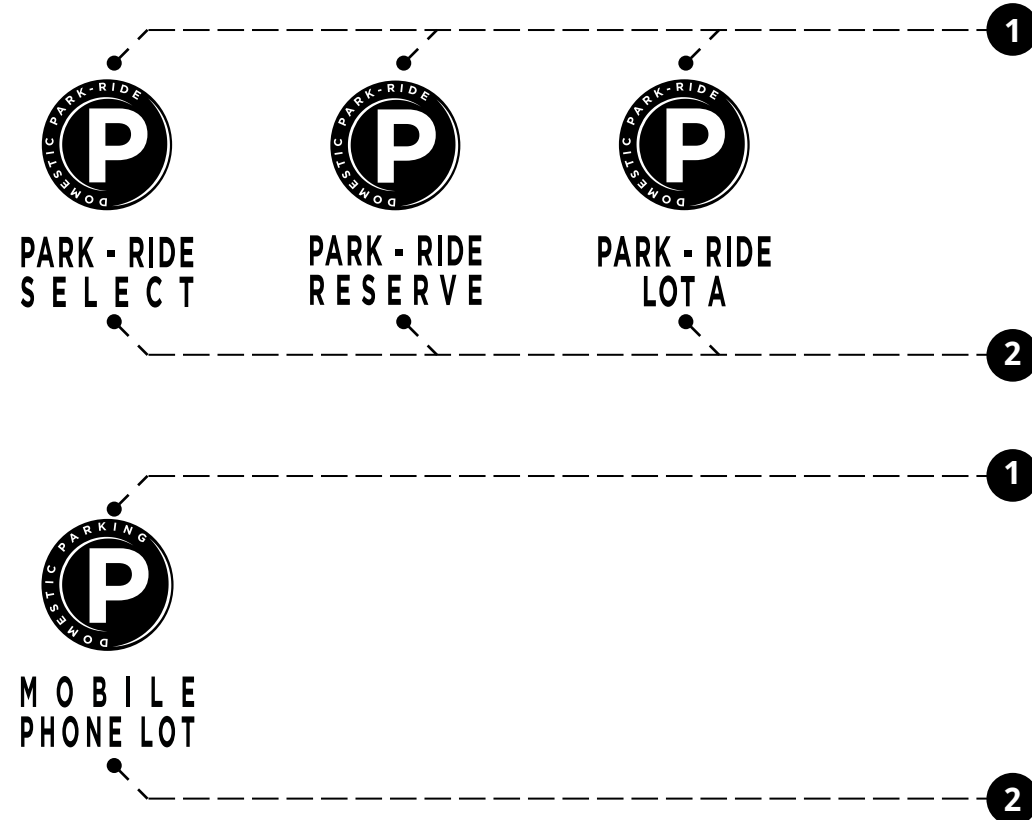
#	REVISION	DATE
1	Updated	12/15/16
2	Updated	11/06/17

Color Applications - Icons / Identifications Cont'd.

Color Application

COLOR APPLICATION COLOR

1	Parking Function Symbol - Domestic	White on Black Background (Pantone Black)
2	Sections	Black (Pantone Black)



Color Application Examples
SCALE: NTS
Note: Color palette should not be substituted / replaced.

Color Applications - Message Panels

#	REVISION	DATE
1	Updated	12/15/16
2	Updated	11/06/17

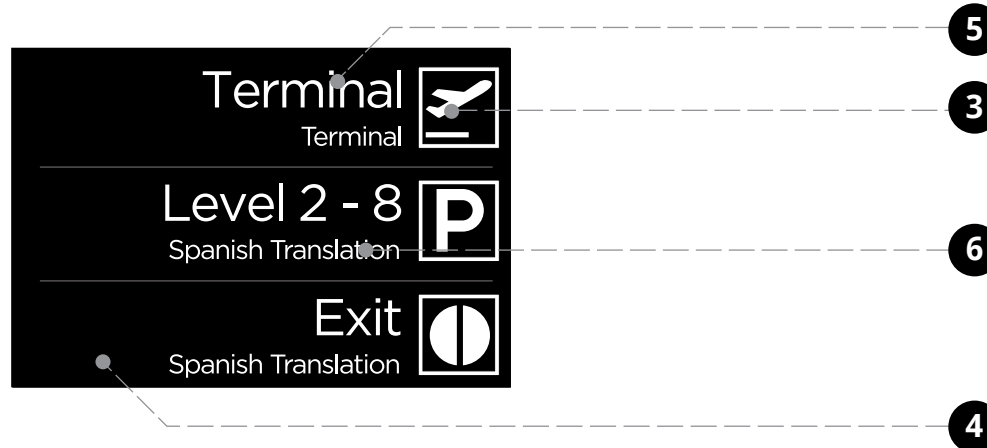
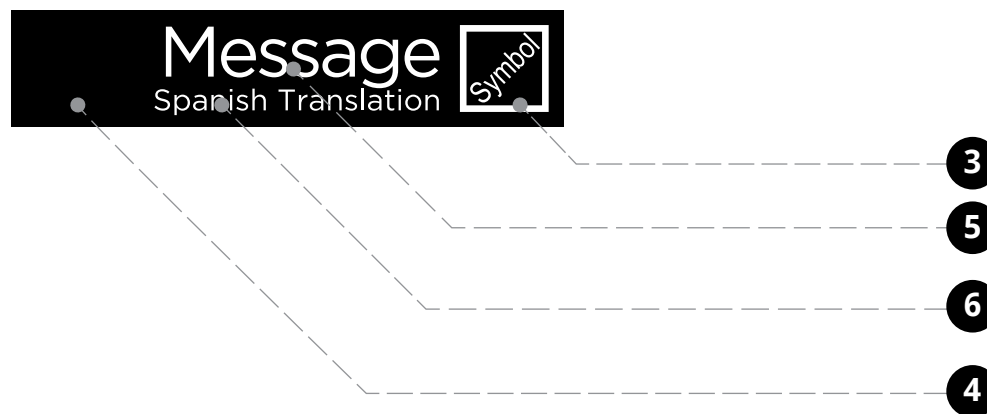
Sign Finishes



Sign Color Application

COLOR APPLICATION	COLOR
1 Arrow	White
2 Arrow panel	Process Black
3 Symbol	White
4 Background	Process Black
5 English Text	White
6 Translation Text	White

Sign Message Panel Finishes



Color Application Examples
 SCALE: NTS
 Note: Color palette should not be substituted / replaced.

2.0

SIGN TYPES PARKING

VOLUME **60** PARKING

- 2.1 Sign Type Series Number
- 2.2 Sign Type Identification System
- 2.3 Sign Type Index
- 2.4 Sign Type Layouts



2.0 SIGN TYPES	ST-664 - Secondary Identification - Pedestrian - Flag Mounted 2-48
	ST-666 - Secondary Identification - Pedestrian - Wall Mounted 2-49
2.1 Sign Type Series Numbers	
2.2 Sign Location Indicator	ST-680 - Primary Directional - Surface Parking - Flag/Post Mounted 2-50
2.3 Sign Type Index	
2.4 Sign Type Layouts	ST-682 - Primary Infomational - Surface Parking - Flag/Post Mounted . 2-51
ST-600 - Primary Directional - Vehicular - Beam Mounted	
ST-602 - Primary Directional - Vehicular - Ceiling Suspended	
ST-604 - Primary Directional - Vehicular - Ceiling Suspended	
ST-606 - Primary Directional - Vehicular - Beam Mounted	
ST-608 - Primary Directional - Vehicular - Ceiling Suspended	
ST-610 - Primary Directional - Vehicular - Ceiling Suspended	
ST-612 - Primary Directional - Vehicular - Beam Mounted	
ST-614 - Primary Directional - Vehicular - Ceiling Suspended	
ST-616 - Primary Directional - Vehicular - Ceiling Suspended	
ST-620 - Primary Identification - Vehicular - Canopy Mounted	
ST-622 - Primary Identification - Vehicular - Overhead	
ST-640 - Primary Directional - Pedestrian - Column Mounted	
ST-642 - Primary Informational - Pedestrian - Beam Mounted	
ST-644 - Primary Directional - Pedestrian - Ceiling Suspended	
ST-646 - Primary Directional - Pedestrian - Ceiling Suspended	
ST-650 - Primary Directional - Pedestrian - Column Mounted	
ST-652 - Secondary Identification - Pedestrian - Surface Application....	2-32
ST-652.1 - Secondary Identification - Pedestrian - Surface Application.	2-36
ST-654 - Secondary Identification - Pedestrian - Surface Application....	2-40
ST-656 - Secondary Identification - Pedestrian - Surface Application....	2-44



2.0 SIGN TYPES

#	REVISION	DATE
1	Updated	12/15/16
2	Updated	11/06/17

2.1 Sign Type Series Numbers

- **200 Series** – Concourses
 - 200 - 229 – Primary Directional
 - 230 - 239 – Secondary Directional
 - 240 - 249 – Primary Identification
 - 250 - 259 – Secondary Identification
 - 260 - 269 – Primary Informational
 - 270 - 279 – Secondary Informational

- **300 Series** – Transportation Malls
 - 300 - 329 – Primary Directional
 - 330 - 339 – Secondary Directional
 - 340 - 349 – Primary Identification
 - 350 - 359 – Secondary Identification
 - 360 - 369 – Primary Informational
 - 370 - 379 – Secondary Informational

- **400 Series** – Curbsides (Domestic / International)
 - 400 - 429 – Primary Directional
 - 430 - 439 – Secondary Directional
 - 440 - 449 – Primary Identification
 - 450 - 459 – Secondary Identification
 - 460 - 469 – Primary Informational
 - 470 - 479 – Secondary Informational

- **500 Series** – Ground Transportation (Domestic / International)
 - 500 - 529 – Primary Directional
 - 530 - 539 – Secondary Directional
 - 540 - 549 – Primary Identification
 - 550 - 559 – Secondary Identification
 - 560 - 569 – Primary Informational
 - 570 - 579 – Secondary Informational

- **600 Series** – Parking (Domestic / International)
 - 600 - 616 – Primary Directional - Vehicular
 - 618 - 628 – Primary Identification - Vehicular
 - 630 - 635 – Secondary Identification - Vehicular
 - 636 - 639 – Primary Informational - Vehicular

 - 640 - 649 – Primary Directional - Pedestrian
 - 650 - 659 – Primary Identification - Pedestrian
 - 660 - 669 – Primary Informational - Pedestrian
 - 670 - 679 – Secondary Informational - Pedestrian

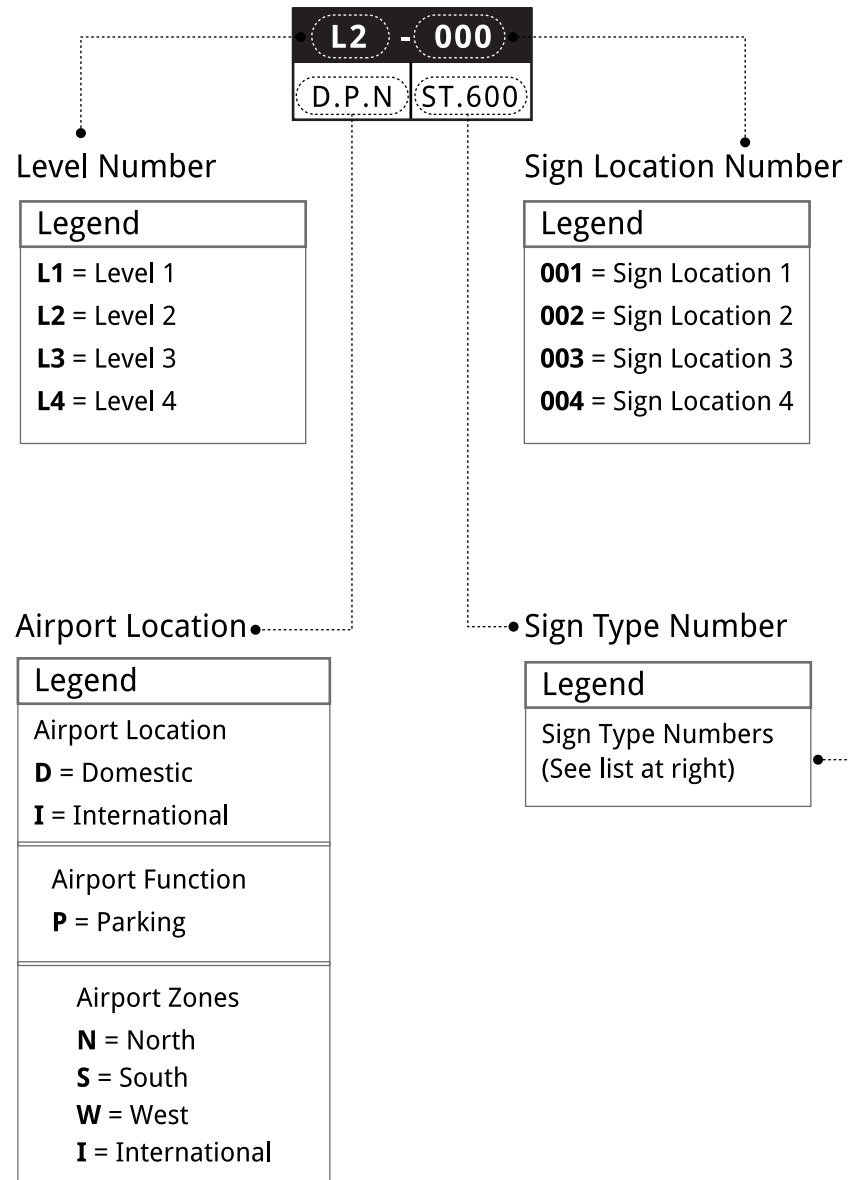
 - 680 - 684 – Primary Directional - Surface
 - 686 - 690 – Primary Identification - Surface
 - 692 - 699 – Primary Informational - Surface

- **700 Series** – Roadways (Domestic / International)
 - 700 - 729 – Primary Directional
 - 730 - 739 – Secondary Directional
 - 740 - 749 – Primary Identification
 - 750 - 759 – Secondary Identification
 - 760 - 769 – Primary Informational
 - 770 - 779 – Secondary Informational

Sign Location Indicator

#	REVISION	DATE
1	Updated	12/15/16
2	Updated	11/06/17

1.1 Sign Location Indicator



1.2 Sign Type Series Numbers - Parking

Sign Type 600 Series – Parking (Domestic / International)
ST. 600 - ST. 616 – Primary Directional (Vehicular)
ST. 618 - ST. 628 – Primary Identification (Vehicular)
ST. 630 - ST. 635 – Secondary Identification (Vehicular)
ST. 636 - ST. 639 – Primary Informational (Vehicular)
ST. 640 - ST. 649 – Primary Directional (Pedestrian)
ST. 650 - ST. 659 – Primary Identification (Pedestrian)
ST. 660 - ST. 669 – Primary Informational (Pedestrian)
ST. 670 - ST. 679 – Secondary Informational (Pedestrian)
ST. 680 - ST. 684 – Primary Directional (Surface)
ST. 686 - ST. 690 – Primary Identification (Surface)
ST. 692 - ST. 699 – Primary Informational (Surface)

2.0 SIGN TYPES

#	REVISION	DATE
1	Updated	12/15/16
2	Updated	11/06/17

2.3 Sign Type Index





ST - 600 Primary Directional Vehicular - Beam Mounted			
Domestic South Parking	Domestic North Parking	Domestic West Parking	International Parking
- 2 Directional / 1 Level of Messaging / 1 Sided - Overall dimensions: 1'- 1 1/2" H x 12' - 0" W x 2 1/2" D - Provides Primary Directional Information - For use in Domestic South Parking only : Accent Color Red - Pantone 1795	- 2 Directional / 1 Level of Messaging / 1 Sided - Overall dimensions: 1'- 1 1/2" H x 12' - 0" W x 2 1/2" D - Provides Primary Directional Information - For use in Domestic North Parking only : Accent Color Blue - Pantone 2935	- 2 Directional / 1 Level of Messaging / 1 Sided - Overall dimensions: 1'- 1 1/2" H x 12' - 0" W x 2 1/2" D - Provides Primary Directional Information - For use in Domestic West Parking only : Accent Color Green - Pantone 3415	- 2 Directional / 1 Level of Messaging / 1 Sided - Overall dimensions: 1'- 1 1/2" H x 12' - 0" W x 2 1/2" D - Provides Primary Directional Information - For use in International Parking only : Accent Color Yellow - Pantone 123
ST - 602 Primary Directional Vehicular - Ceiling Suspended			
Domestic South Parking	Domestic North Parking	Domestic West Parking	International Parking
- 2 Directional / 1 Level of Messaging / 1 Sided - Overall dimensions: 1'- 1 1/2" H x 12' - 0" W x 2 1/2" D - Provides Primary Directional Information - For use in Domestic South Parking only : Accent Color Red - Pantone 1795	- 2 Directional / 1 Level of Messaging / 1 Sided - Overall dimensions: 1'- 1 1/2" H x 12' - 0" W x 2 1/2" D - Provides Primary Directional Information - For use in Domestic North Parking only : Accent Color Blue - Pantone 2935	- 2 Directional / 1 Level of Messaging / 1 Sided - Overall dimensions: 1'- 1 1/2" H x 12' - 0" W x 2 1/2" D - Provides Primary Directional Information - For use in Domestic West Parking only : Accent Color Green - Pantone 3415	- 2 Directional / 1 Level of Messaging / 1 Sided - Overall dimensions: 1'- 1 1/2" H x 12' - 0" W x 2 1/2" D - Provides Primary Directional Information - For use in International Parking only : Accent Color Yellow - Pantone 123
ST - 604 Primary Directional Vehicular - Ceiling Suspended			
Domestic South Parking	Domestic North Parking	Domestic West Parking	International Parking
- 2 Directional / 1 Level of Messaging / 1 Sided - Overall dimensions: 1'- 1 1/2" H x 12' - 0" W x 3" D - Provides Primary Directional Information - For use in Domestic South Parking only : Accent Color Red - Pantone 1795	- 2 Directional / 1 Level of Messaging / 1 Sided - Overall dimensions: 1'- 1 1/2" H x 12' - 0" W x 3" D - Provides Primary Directional Information - For use in Domestic North Parking only : Accent Color Blue - Pantone 2935	- 2 Directional / 1 Level of Messaging / 1 Sided - Overall dimensions: 1'- 1 1/2" H x 12' - 0" W x 3" D - Provides Primary Directional Information - For use in Domestic West Parking only : Accent Color Green - Pantone 3415	- 2 Directional / 1 Level of Messaging / 1 Sided - Overall dimensions: 1'- 1 1/2" H x 12' - 0" W x 3" D - Provides Primary Directional Information - For use in International Parking only : Accent Color Yellow - Pantone 123
ST - 606 Primary Directional Vehicular - Beam Mounted			
Domestic South Parking	Domestic North Parking	Domestic West Parking	International Parking
- 3 Directionals / 1 Level of Messaging / 1 Sided - Overall dimensions: 1'- 1 1/2" H x 16' - 6" W x 2 - 1/2" D - Provides Primary Directional Information - For use in Domestic South Parking only : Accent Color Red - Pantone 1795	- 3 Directionals / 1 Level of Messaging / 1 Sided - Overall dimensions: 1'- 1 1/2" H x 16' - 6" W x 2 - 1/2" D - Provides Primary Directional Information - For use in Domestic North Parking only : Accent Color Blue - Pantone 2935	- 3 Directionals / 1 Level of Messaging / 1 Sided - Overall dimensions: 1'- 1 1/2" H x 16' - 6" W x 2 - 1/2" D - Provides Primary Directional Information - For use in Domestic West Parking only : Accent Color Green - Pantone 3415	- 3 Directionals / 1 Level of Messaging / 1 Sided - Overall dimensions: 1'- 1 1/2" H x 16' - 6" W x 2 - 1/2" D - Provides Primary Directional Information - For use in International Parking only : Accent Color Yellow - Pantone 123

2.0 SIGN TYPES





#	REVISION	DATE
1	Updated	12/15/16
2	Updated	11/06/17

2.3 Sign Type Index





ST - 608 Primary Directional Vehicular - Ceiling Suspended

Domestic South Parking	Domestic North Parking	Domestic West Parking	International Parking
			
<ul style="list-style-type: none"> - 3 Directionals / 1 Level of Messaging / 1 Sided - Overall dimensions: 1'- 1 1/2" H x 16' - 6" W x 2 1/2" D - Provides Primary Directional Information - For use in Domestic South Parking only : Accent Color Red - Pantone 1795 	<ul style="list-style-type: none"> - 3 Directionals / 1 Level of Messaging / 1 Sided - Overall dimensions: 1'- 1 1/2" H x 16' - 6" W x 2 1/2" D - Provides Primary Directional Information - For use in Domestic North Parking only : Accent Color Blue - Pantone 2935 	<ul style="list-style-type: none"> - 3 Directionals / 1 Level of Messaging / 1 Sided - Overall dimensions: 1'- 1 1/2" H x 16' - 6" W x 2 1/2" D - Provides Primary Directional Information - For use in Domestic West Parking only : Accent Color Green - Pantone 3415 	<ul style="list-style-type: none"> - 3 Directionals / 1 Level of Messaging / 1 Sided - Overall dimensions: 1'- 1 1/2" H x 16' - 6" W x 2 1/2" D - Provides Primary Directional Information - For use in International Parking only : Accent Color Yellow - Pantone 123





ST - 610 Primary Directional Vehicular - Ceiling Suspended

Domestic South Parking	Domestic North Parking	Domestic West Parking	International Parking
			
<ul style="list-style-type: none"> - 3 Directionals / 1 Level of Messaging / 1 Sided - Overall dimensions: 1'- 1 1/2" H x 16' - 6" W x 3" D - Provides Primary Directional Information - For use in Domestic South Parking only : Accent Color Red - Pantone 1795 	<ul style="list-style-type: none"> - 3 Directionals / 1 Level of Messaging / 1 Sided - Overall dimensions: 1'- 1 1/2" H x 16' - 6" W x 3" D - Provides Primary Directional Information - For use in Domestic North Parking only : Accent Color Blue - Pantone 2935 	<ul style="list-style-type: none"> - 3 Directionals / 1 Level of Messaging / 1 Sided - Overall dimensions: 1'- 1 1/2" H x 16' - 6" W x 3" D - Provides Primary Directional Information - For use in Domestic West Parking only : Accent Color Green - Pantone 3415 	<ul style="list-style-type: none"> - 3 Directionals / 1 Level of Messaging / 1 Sided - Overall dimensions: 1'- 1 1/2" H x 16' - 6" W x 3" D - Provides Primary Directional Information - For use in International Parking only : Accent Color Yellow - Pantone 123

ST - 612 Primary Directional Vehicular - Beam Mounted

Domestic South Parking	Domestic North Parking	Domestic West Parking	International Parking
			
<ul style="list-style-type: none"> - 1 Directional / 1 Level of Messaging / 1 Sided - Overall dimensions: 1'- 1 1/2" H x 6' - 0" W x 2 1/2" D - Provides Primary Directional Information - For use in Domestic South Parking only : Accent Color Red - Pantone 1795 	<ul style="list-style-type: none"> - 1 Directional / 1 Level of Messaging / 1 Sided - Overall dimensions: 1'- 1 1/2" H x 6' - 0" W x 2 1/2" D - Provides Primary Directional Information - For use in Domestic North Parking only : Accent Color Blue - Pantone 2935 	<ul style="list-style-type: none"> - 1 Directional / 1 Level of Messaging / 1 Sided - Overall dimensions: 1'- 1 1/2" H x 6' - 0" W x 2 1/2" D - Provides Primary Directional Information - For use in Domestic West Parking only : Accent Color Green - Pantone 3415 	<ul style="list-style-type: none"> - 1 Directional / 1 Level of Messaging / 1 Sided - Overall dimensions: 1'- 1 1/2" H x 6' - 0" W x 2 1/2" D - Provides Primary Directional Information - For use in International Parking only : Accent Color Yellow - Pantone 123

ST - 614 Primary Directional Vehicular - Ceiling Suspended

Domestic South Parking	Domestic North Parking	Domestic West Parking	International Parking
			
<ul style="list-style-type: none"> - 1 Directional / 1 Level of Messaging / 1 Sided - Overall dimensions: 1'- 1 1/2" H x 6' - 0" W x 2 1/2" D - Provides Primary Directional Information - For use in Domestic South Parking only : Accent Color Red - Pantone 1795 	<ul style="list-style-type: none"> - 1 Directional / 1 Level of Messaging / 1 Sided - Overall dimensions: 1'- 1 1/2" H x 6' - 0" W x 2 1/2" D - Provides Primary Directional Information - For use in Domestic North Parking only : Accent Color Blue - Pantone 2935 	<ul style="list-style-type: none"> - 1 Directional / 1 Level of Messaging / 1 Sided - Overall dimensions: 1'- 1 1/2" H x 6' - 0" W x 2 1/2" D - Provides Primary Directional Information - For use in Domestic West Parking only : Accent Color Green - Pantone 3415 	<ul style="list-style-type: none"> - 1 Directional / 1 Level of Messaging / 1 Sided - Overall dimensions: 1'- 1 1/2" H x 6' - 0" W x 2 1/2" D - Provides Primary Directional Information - For use in International Parking only : Accent Color Yellow - Pantone 123

2.0 SIGN TYPES

#	REVISION	DATE
1	Updated	12/15/16
2	Updated	11/06/17

2.3 Sign Type Index

ST - 616 Primary Directional Vehicular - Ceiling Suspended			
Domestic South Parking	Domestic North Parking	Domestic West Parking	International Parking
<ul style="list-style-type: none"> - 1 Directional / 1 Level of Messaging / 2 Sided - Overall dimensions: 1'- 1 1/2" H x 6' - 0" W x 3" D - Provides Primary Directional Information - For use in Domestic South Parking only : Accent Color Red - Pantone 1795 	<ul style="list-style-type: none"> - 1 Directional / 1 Level of Messaging / 2 Sided - Overall dimensions: 1'- 1 1/2" H x 6' - 0" W x 3" D - Provides Primary Directional Information - For use in Domestic North Parking only : Accent Color Blue - Pantone 2935 	<ul style="list-style-type: none"> - 1 Directional / 1 Level of Messaging / 2 Sided - Overall dimensions: 1'- 1 1/2" H x 6' - 0" W x 3" D - Provides Primary Directional Information - For use in Domestic West Parking only : Accent Color Green - Pantone 3415 	<ul style="list-style-type: none"> - 1 Directional / 1 Level of Messaging / 2 Sided - Overall dimensions: 1'- 1 1/2" H x 6' - 0" W x 3" D - Provides Primary Directional Information - For use in International Parking only : Accent Color Yellow - Pantone 123
ST - 620 Primary Identification Vehicular - Canopy Mounted			
Domestic South Parking	Domestic North Parking	Domestic West Parking	International Parking
<ul style="list-style-type: none"> - 1 Level of Messaging / 1 Sided - Overall dimensions: 5' - 11" H x 5' - 11" W x 6" D - Provides Primary Identification - For use in Domestic South Parking only : Accent Color Red - Pantone 1795 	<ul style="list-style-type: none"> - 1 Level of Messaging / 1 Sided - Overall dimensions: 5' - 11" H x 5' - 11" W x 6" D - Provides Primary Identification - For use in Domestic North Parking only : Accent Color Blue - Pantone 2935 	<ul style="list-style-type: none"> - 1 Level of Messaging / 1 Sided - Overall dimensions: 5' - 11" H x 5' - 11" W x 6" D - Provides Primary Identification - For use in Domestic West Parking only : Accent Color Green - Pantone 3415 	<ul style="list-style-type: none"> - 1 Level of Messaging / 1 Sided - Overall dimensions: 5' - 11" H x 5' - 11" W x 6" D - Provides Primary Identification - For use in International Parking only : Accent Color Yellow - Pantone 123
ST - 622 Primary Identification Vehicular - Overhead			
Domestic South Parking	Domestic North Parking	Domestic West Parking	International Parking
<ul style="list-style-type: none"> - 3 Level of Messaging / 1 Sided with Dynamic Display - Overall dimensions: 3" H x ±24' - 0" W x 11-1/2" D - Provides Primary Identification - For use in Domestic South Parking only : Accent Color Red - Pantone 1795 	<ul style="list-style-type: none"> - 3 Level of Messaging / 1 Sided with Dynamic Display - Overall dimensions: 3" H x ±24' - 0" W x 11-1/2" D - Provides Primary Identification - For use in Domestic North Parking only : Accent Color Blue - Pantone 2935 	<ul style="list-style-type: none"> - 3 Level of Messaging / 1 Sided with Dynamic Display - Overall dimensions: 3" H x ±24' - 0" W x 11-1/2" D - Provides Primary Identification - For use in Domestic West Parking only : Accent Color Green - Pantone 3415 	<ul style="list-style-type: none"> - 1 Level of Messaging / 1 Sided with Dynamic Display - Overall dimensions: 3" H x ±24' - 0" W x 11-1/2" D - Provides Primary Identification - For use in International Parking only : Accent Color Yellow - Pantone 123
N/A	N/A	N/A	N/A
N/A	N/A	N/A	N/A

2.0 SIGN TYPES

#	REVISION	DATE
1	Updated	12/15/16
2	Updated	11/06/17

2.3 Sign Type Index

ST - 640 Primary Directional Pedestrian - Column Mounted			
Domestic South Parking	Domestic North Parking	Domestic West Parking	International Parking
<ul style="list-style-type: none"> - 1 Directional / 3 Levels of Messaging / 1 Sided - Overall dimensions: 3'- 9" H x 2' - 5" W x 3" D - Provides Primary Directional Information - For use in Domestic South Parking only : Accent Color Red - Pantone 1795 	<ul style="list-style-type: none"> - 1 Directional / 3 Levels of Messaging / 1 Sided - Overall dimensions: 3'- 9" H x 2' - 5" W x 3" D - Provides Primary Directional Information - For use in Domestic North Parking only : Accent Color Blue - Pantone 2935 	<ul style="list-style-type: none"> - 1 Directional / 3 Levels of Messaging / 1 Sided - Overall dimensions: 3'- 9" H x 2' - 5" W x 3" D - Provides Primary Directional Information - For use in Domestic West Parking only : Accent Color Green - Pantone 3415 	<ul style="list-style-type: none"> - 1 Directional / 3 Levels of Messaging / 1 Sided - Overall dimensions: 3'- 9" H x 2' - 5" W x 3" D - Provides Primary Directional Information - For use in International Parking only : Accent Color Yellow - Pantone 123

ST - 642 Primary Information Pedestrian - Beam Mounted			
Domestic South Parking	Domestic North Parking	Domestic West Parking	International Parking
<ul style="list-style-type: none"> - 1 Directional / 1 Level of Messaging / 1 Sided - Overall dimensions: 3'- 9" H x 2' - 4" W x 3" D - Provides Primary Directional Information - For use in Domestic South Parking only : Accent Color Red - Pantone 1795 	<ul style="list-style-type: none"> - 1 Directional / 1 Level of Messaging / 1 Sided - Overall dimensions: 3'- 9" H x 2' - 4" W x 3" D - Provides Primary Directional Information - For use in Domestic North Parking only : Accent Color Blue - Pantone 2935 	<ul style="list-style-type: none"> - 1 Directional / 1 Level of Messaging / 1 Sided - Overall dimensions: 3'- 9" H x 2' - 4" W x 3" D - Provides Primary Directional Information - For use in Domestic West Parking only : Accent Color Green - Pantone 3415 	<ul style="list-style-type: none"> - 1 Directional / 1 Level of Messaging / 1 Sided - Overall dimensions: 3'- 9" H x 2' - 4" W x 3" D - Provides Primary Directional Information - For use in International Parking only : Accent Color Yellow - Pantone 123

N/A	N/A	N/A	N/A
N/A	N/A	N/A	N/A

2.0 SIGN TYPES

#	REVISION	DATE
1	Updated	12/15/16
2	Updated	11/06/17

2.3 Sign Type Index

ST - 644 Primary Directional Pedestrian - Ceiling Suspended			
Domestic South Parking	Domestic North Parking	Domestic West Parking	International Parking
<ul style="list-style-type: none"> - 1 Directional / 1 Level of Messaging / 1 Sided - Overall dimensions: 3'- 9" H x 2' - 4" W x 3" D - Provides Primary Directional Information - For use in Domestic South Parking only : Accent Color Red - Pantone 1795 	<ul style="list-style-type: none"> - 1 Directional / 1 Level of Messaging / 1 Sided - Overall dimensions: 3'- 9" H x 2' - 4" W x 3" D - Provides Primary Directional Information - For use in Domestic North Parking only : Accent Color Blue - Pantone 2935 	<ul style="list-style-type: none"> - 1 Directional / 1 Level of Messaging / 1 Sided - Overall dimensions: 3'- 9" H x 2' - 4" W x 3" D - Provides Primary Directional Information - For use in Domestic West Parking only : Accent Color Green - Pantone 3415 	<ul style="list-style-type: none"> - 1 Directional / 1 Level of Messaging / 1 Sided - Overall dimensions: 3'- 9" H x 2' - 4" W x 3" D - Provides Primary Directional Information - For use in International Parking only : Accent Color Yellow - Pantone 123

ST - 646 Primary Directional Pedestrian - Ceiling Suspended			
Domestic South Parking	Domestic North Parking	Domestic West Parking	International Parking
<ul style="list-style-type: none"> - 2 Directional / 1 Levels of Messaging / 1 Sided with <u>Dynamic Display</u> - Overall dimensions: 1' - 1 1/2" H x 15' - 5" W x 7" D - Provides Primary Directional Information - For use in Domestic South Parking only : Accent Color Red - Pantone 1795 	<ul style="list-style-type: none"> - 2 Directional / 1 Levels of Messaging / 1 Sided with <u>Dynamic Display</u> - Overall dimensions: 1' - 1 1/2" H x 15' - 5" W x 7" D - Provides Primary Directional Information - For use in Domestic North Parking only : Accent Color Blue - Pantone 2935 	<ul style="list-style-type: none"> - 2 Directional / 1 Levels of Messaging / 1 Sided with <u>Dynamic Display</u> - Overall dimensions: 1' - 1 1/2" H x 15' - 5" W x 7" D - Provides Primary Directional Information - For use in Domestic West Parking only : Accent Color Green - Pantone 3415 	<ul style="list-style-type: none"> - 2 Directional / 1 Levels of Messaging / 1 Sided with <u>Dynamic Display</u> - Overall dimensions: 1' - 1 1/2" H x 15' - 5" W x 7" D - Provides Primary Directional Information - For use in International Parking only : Accent Color Yellow - Pantone 123

ST - 650 Primary Identification Pedestrian - Column Mounted			
Domestic South Parking	Domestic North Parking	Domestic West Parking	International Parking
<ul style="list-style-type: none"> - Column Mounted / 2 Levels of Messaging / 1 Sided - Overall dimensions: 1'- 8" H x 2' - 5" W x 2 1/2" D - Provides Primary Directional Information - For use in Domestic South Parking only : Accent Color Red - Pantone 1795 	<ul style="list-style-type: none"> - Column Mounted / 2 Levels of Messaging / 1 Sided - Overall dimensions: 1'- 8" H x 2' - 5" W x 2 1/2" D - Provides Primary Directional Information - For use in Domestic North Parking only : Accent Color Blue - Pantone 2935 	<ul style="list-style-type: none"> - Column Mounted / 2 Levels of Messaging / 1 Sided- Overall dimensions: 1'- 8" H x 2' - 5" W x 2 1/2" D - Provides Primary Directional Information - For use in Domestic West Parking only : Accent Color Green - Pantone 3415 	<ul style="list-style-type: none"> - Column Mounted / 2 Levels of Messaging / 1 Sided - Overall dimensions: 1'- 8" H x 2' - 5" W x 2 1/2" D - Provides Primary Directional Information - For use in International Parking only : Accent Color Yellow - Pantone 123

































N/A	N/A	N/A	N/A
N/A	N/A	N/A	N/A

2.0 SIGN TYPES

#	REVISION	DATE
1	Updated	12/15/16
2	Updated	11/06/17

2.3 Sign Type Index





























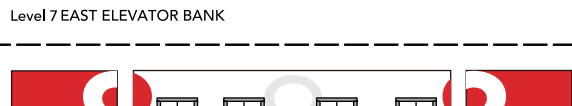

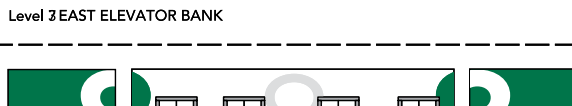
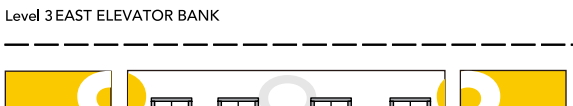
ST - 652 Secondary Identification Pedestrian - Surface Application

Domestic South Parking	Domestic North Parking	Domestic West Parking	International Parking
 <p>Level 1 WEST ELEVATOR BANK</p>	 <p>Level 1 WEST ELEVATOR BANK</p>	 <p>Level 1 WEST ELEVATOR BANK</p>	 <p>Level 1 WEST ELEVATOR BANK</p>
 <p>Level 1 EAST ELEVATOR BANK</p>	 <p>Level 1 EAST ELEVATOR BANK</p>	 <p>Level 1 EAST ELEVATOR BANK</p>	 <p>Level 1 EAST ELEVATOR BANK</p>
 <p>Level 2 WEST ELEVATOR BANK</p>	 <p>Level 2 WEST ELEVATOR BANK</p>	 <p>Level 2 WEST ELEVATOR BANK</p>	 <p>Level 2 WEST ELEVATOR BANK</p>
 <p>Level 2 EAST ELEVATOR BANK</p>	 <p>Level 2 EAST ELEVATOR BANK</p>	 <p>Level 2 EAST ELEVATOR BANK</p>	 <p>Level 2 EAST ELEVATOR BANK</p>
 <p>Level 3 WEST ELEVATOR BANK</p>	 <p>Level 3 WEST ELEVATOR BANK</p>	 <p>Level 3 WEST ELEVATOR BANK</p>	 <p>Level 3 WEST ELEVATOR BANK</p>
 <p>Level 3 EAST ELEVATOR BANK</p>	 <p>Level 3 EAST ELEVATOR BANK</p>	 <p>Level 3 EAST ELEVATOR BANK</p>	 <p>Level 3 EAST ELEVATOR BANK</p>
 <p>Level 4 WEST ELEVATOR BANK</p>	 <p>Level 4 WEST ELEVATOR BANK</p>	 <p>Level 4 WEST ELEVATOR BANK</p>	 <p>Level 4 WEST ELEVATOR BANK</p>
 <p>Level 4 EAST ELEVATOR BANK</p>	 <p>Level 4 EAST ELEVATOR BANK</p>	 <p>Level 4 EAST ELEVATOR BANK</p>	 <p>Level 4 EAST ELEVATOR BANK</p>
<p>- Surface Application / 1 Sided - Overall dimensions: ±10'- 0" H x ±33' - 0" W - Provides Secondary Identification - For use in Domestic South Parking only : Accent Color Red - Pantone 1795</p>	<p>- Surface Application / 1 Sided - Overall dimensions: ±10'- 0" H x ±33' - 0" W - Provides Secondary Identification - For use in Domestic North Parking only : Accent Color Blue - Pantone 2935</p>	<p>- Surface Application / 1 Sided - Overall dimensions: ±10'- 0" H x ±33' - 0" W - Provides Secondary Identification - For use in Domestic West Parking only : Accent Color Green - Pantone 3415</p>	<p>- Surface Application / 1 Sided - Overall dimensions: ±10'- 0" H x ±33' - 0" W - Provides Secondary Identification - For use in International Parking only : Accent Color Yellow - Pantone 123</p>

2.0 SIGN TYPES

#	REVISION	DATE
1	Updated	12/15/16
2	Updated	11/06/17

2.3 Sign Type Index

ST - 652.1 Secondary Identification Pedestrian - Surface Application			
Domestic South Parking	Domestic North Parking	Domestic West Parking	International Parking
 <p>Level 1 WEST ELEVATOR BANK</p>	 <p>Level 1 WEST ELEVATOR BANK</p>	 <p>Level 1 WEST ELEVATOR BANK</p>	 <p>Level 1 WEST ELEVATOR BANK</p>
 <p>Level 2 WEST ELEVATOR BANK</p>	 <p>Level 2 WEST ELEVATOR BANK</p>	 <p>Level 2 WEST ELEVATOR BANK</p>	 <p>Level 2 WEST ELEVATOR BANK</p>
 <p>Level 3 WEST ELEVATOR BANK</p>	 <p>Level 3 WEST ELEVATOR BANK</p>	 <p>Level 3 WEST ELEVATOR BANK</p>	 <p>Level 3 WEST ELEVATOR BANK</p>
 <p>Level 4 WEST ELEVATOR BANK</p>	 <p>Level 4 WEST ELEVATOR BANK</p>	 <p>Level 4 WEST ELEVATOR BANK</p>	 <p>Level 4 WEST ELEVATOR BANK</p>
 <p>Level 5 EAST ELEVATOR BANK</p>	 <p>Level 5 EAST ELEVATOR BANK</p>	 <p>Level 5 EAST ELEVATOR BANK</p>	 <p>Level 1 EAST ELEVATOR BANK</p>
 <p>Level 6 EAST ELEVATOR BANK</p>	 <p>Level 6 EAST ELEVATOR BANK</p>	 <p>Level 6 EAST ELEVATOR BANK</p>	 <p>Level 2 EAST ELEVATOR BANK</p>
 <p>Level 7 EAST ELEVATOR BANK</p>	 <p>Level 7 EAST ELEVATOR BANK</p>	 <p>Level 3 EAST ELEVATOR BANK</p>	 <p>Level 3 EAST ELEVATOR BANK</p>
 <p>Level 8 EAST ELEVATOR BANK</p>	 <p>Level 8 EAST ELEVATOR BANK</p>	 <p>Level 8 EAST ELEVATOR BANK</p>	 <p>Level 4 EAST ELEVATOR BANK</p>
<p>- Surface Application / 1 Sided - Overall dimensions: ±10'-0" H x ±33' - 0" W - Provides Secondary Identification - For use in Domestic South Parking only : Accent Color Red - Pantone 1795</p>	<p>- Surface Application / 1 Sided - Overall dimensions: ±10'-0" H x ±33' - 0" W - Provides Secondary Identification - For use in Domestic North Parking only : Accent Color Blue - Pantone 2935</p>	<p>- Surface Application / 1 Sided - Overall dimensions: ±10'-0" H x ±33' - 0" W - Provides Secondary Identification - For use in Domestic West Parking only : Accent Color Green - Pantone 3415</p>	<p>- Surface Application / 1 Sided - Overall dimensions: ±10'-0" H x ±33' - 0" W - Provides Secondary Identification - For use in International Parking only : Accent Color Yellow - Pantone 123</p>

2.0 SIGN TYPES

#	REVISION	DATE
1	Updated	12/15/16
2	Updated	11/06/17

2.3 Sign Type Index

ST - 654 Secondary Identification Pedestrian - Surface Application





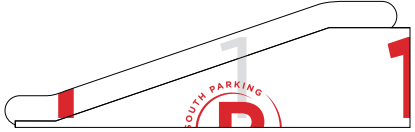



























Domestic South Parking	Domestic North Parking	Domestic West Parking	International Parking
<p>Level 1 WEST STAIR</p> <p>Level 1 EAST STAIR</p>	<p>Level 1 WEST STAIR</p> <p>Level 1 EAST STAIR</p>	<p>Level 1 WEST STAIR</p> <p>Level 1 EAST STAIR</p>	<p>Level 1 WEST STAIR</p> <p>Level 1 EAST STAIR</p>
<p>Level 2 WEST STAIR</p> <p>Level 2 EAST STAIR</p>	<p>Level 2 WEST STAIR</p> <p>Level 2 EAST STAIR</p>	<p>Level 2 WEST STAIR</p> <p>Level 2 EAST STAIR</p>	<p>Level 2 WEST STAIR</p> <p>Level 2 EAST STAIR</p>
<p>Level 3 WEST STAIR</p> <p>Level 3 EAST STAIR</p>	<p>Level 3 WEST STAIR</p> <p>Level 3 EAST STAIR</p>	<p>Level 3 WEST STAIR</p> <p>Level 3 EAST STAIR</p>	<p>Level 3 WEST STAIR</p> <p>Level 3 EAST STAIR</p>
<p>Level 4 WEST STAIR</p> <p>Level 4 EAST STAIR</p>	<p>Level 4 WEST STAIR</p> <p>Level 4 EAST STAIR</p>	<p>Level 4 WEST STAIR</p> <p>Level 4 EAST STAIR</p>	<p>Level 4 WEST STAIR</p> <p>Level 4 EAST STAIR</p>
<p>- Surface Application / 1 Sided - Overall dimensions: ±10'- 0" H x ±24' - 0" W - Provides Secondary Identification - For use in Domestic South Parking only : Accent Color Red - Pantone 1795</p>	<p>- Surface Application / 1 Sided - Overall dimensions: ±10'- 0" H x ±24' - 0" W - Provides Secondary Identification - For use in Domestic North Parking only : Accent Color Blue - Pantone 2935</p>	<p>- Surface Application / 1 Sided - Overall dimensions: ±10'- 0" H x ±24' - 0" W - Provides Secondary Identification - For use in Domestic West Parking only : Accent Color Green - Pantone 3415</p>	<p>- Surface Application / 1 Sided - Overall dimensions: ±10'- 0" H x ±24' - 0" W - Provides Secondary Identification - For use in International Parking only : Accent Color Yellow - Pantone 123</p>

2.0 SIGN TYPES

#	REVISION	DATE
1	Updated	12/15/16
2	Updated	11/06/17

2.3 Sign Type Index

ST - 656 Secondary Identification Pedestrian - Surface Application

Domestic South Parking	Domestic North Parking	Domestic West Parking	International Parking
 Level 1 WEST ESCALATOR	 Level 1 WEST ESCALATOR	 Level 1 WEST ESCALATOR	 Level 1 WEST ESCALATOR
 Level 1 EAST ESCALATOR	 Level 1 EAST ESCALATOR	 Level 1 EAST ESCALATOR	 Level 1 EAST ESCALATOR
 Level 2 WEST ESCALATOR	 Level 2 WEST ESCALATOR	 Level 2 WEST ESCALATOR	 Level 2 WEST ESCALATOR
 Level 2 EAST ESCALATOR	 Level 2 EAST ESCALATOR	 Level 2 EAST ESCALATOR	 Level 2 EAST ESCALATOR
 Level 3 WEST ESCALATOR	 Level 3 WEST ESCALATOR	 Level 3 WEST ESCALATOR	 Level 3 WEST ESCALATOR
 Level 3 EAST ESCALATOR	 Level 3 EAST ESCALATOR	 Level 3 EAST ESCALATOR	 Level 3 EAST ESCALATOR
 Level 4 WEST ESCALATOR	 Level 4 WEST ESCALATOR	 Level 4 WEST ESCALATOR	 Level 4 WEST ESCALATOR
 Level 4 EAST ESCALATOR	 Level 4 EAST ESCALATOR	 Level 4 EAST ESCALATOR	 Level 4 EAST ESCALATOR
- Surface Application / 1 Sided - Overall dimensions: ±14'- 0" H x ±45' - 0" W - Provides Secondary Identification - For use in Domestic South Parking only : Accent Color Red - Pantone 1795	- Surface Application / 1 Sided - Overall dimensions: ±14'- 0" H x ±45' - 0" W - Provides Secondary Identification - For use in Domestic North Parking only : Accent Color Blue - Pantone 2935	- Surface Application / 1 Sided - Overall dimensions: ±14'- 0" H x ±45' - 0" W - Provides Secondary Identification - For use in Domestic West Parking only : Accent Color Green - Pantone 3415	- Surface Application / 1 Sided - Overall dimensions: ±14'- 0" H x ±45' - 0" W - Provides Secondary Identification - For use in International Parking only : Accent Color Yellow - Pantone 123

2.0 SIGN TYPES

#	REVISION	DATE
1	Updated	12/15/16
2	Updated	11/06/17

2.3 Sign Type Index

ST - 664 Secondary Informational Pedestrian - Flag Mounted

Domestic South Parking	Domestic North Parking	Domestic West Parking	International Parking
<ul style="list-style-type: none"> - Flag Mounted / 1 Sided - Overall dimensions: 1'- 1 1/2" H x 1' - 4" W x 3" D - Provides Secondary Information - For use in Domestic South Parking only: Accent Color Red - Pantone 1795 	<ul style="list-style-type: none"> - Flag Mounted / 1 Sided - Overall dimensions: 1'- 1 1/2" H x 1' - 4" W x 3" D - Provides Secondary Information - For use in Domestic North Parking only: Accent Color Blue - Pantone 2935 	<ul style="list-style-type: none"> - Flag Mounted / 1 Sided - Overall dimensions: 1'- 1" H x 8" W x 1/4" D - Provides Secondary Information - For use in Domestic West Parking only: Accent Color Green - Pantone 3415 	<ul style="list-style-type: none"> - Flag Mounted / 1 Sided - Overall dimensions: 1'- 1 1/2" H x 1' - 4" W x 3" D - Provides Secondary Information - For use in International Parking only: Accent Color Yellow - Pantone 123

ST - 666 Secondary Identification Pedestrian - Wall Mounted

Domestic South Parking	Domestic North Parking	Domestic West Parking	International Parking
<ul style="list-style-type: none"> - Wall Mounted / 1 Level of Messaging / 1 Sided - Overall dimensions: 1'- 1" H x 8" W x 1/4" D - Provides Secondary Information - For use in Domestic South Parking only 	<ul style="list-style-type: none"> - Wall Mounted / 1 Level of Messaging / 1 Sided - Overall dimensions: 1'- 1" H x 8" W x 1/4" D - Provides Secondary Information - For use in Domestic North Parking only 	<ul style="list-style-type: none"> - Wall Mounted / 1 Level of Messaging / 1 Sided - Overall dimensions: 1'- 1" H x 8" W x 1/4" D - Provides Secondary Information - For use in Domestic West Parking only 	<ul style="list-style-type: none"> - Wall Mounted / 1 Level of Messaging / 1 Sided - Overall dimensions: 1'- 1" H x 8" W x 1/4" D - Provides Secondary Information - For use in International Parking only

ST - 680 Primary Directional Surface Parking - Flag / Post Mounted


Domestic South Parking	Domestic North Parking	Domestic West Parking	International Parking
<ul style="list-style-type: none"> - Flag/Post Mounted / 1 Level of Messaging / 2 Sided - Overall dimensions: 2'- 0" H x 2' - 9" W x 5" D - Provides Primary Information - For use in Domestic South Parking only : Accent Color Red - Pantone 1795 	<ul style="list-style-type: none"> - Flag/Post Mounted / 1 Level of Messaging / 2 Sided - Overall dimensions: 2'- 0" H x 2' - 9" W x 5" D - Provides Primary Information - For use in Domestic North Parking only: Accent Color Blue - Pantone 2935 	<ul style="list-style-type: none"> - Flag/Post Mounted / 1 Level of Messaging / 2 Sided - Overall dimensions: 2'- 0" H x 2' - 9" W x 5" D - Provides Primary Information - For use in Domestic West Parking only : Accent Color Green - Pantone 3415 	<ul style="list-style-type: none"> - Flag/Post Mounted / 1 Level of Messaging / 2 Sided - Overall dimensions: 2'- 0" H x 2' - 9" W x 5" D - Provides Primary Information - For use in International Parking only: Accent Color Yellow - Pantone 123

ST - 682 Primary Informational Surface Parking - Flag / Post Mounted

Domestic South Parking	Domestic North Parking	Domestic West Parking	International Parking
<ul style="list-style-type: none"> - Flag/Post Mounted/ 1 Level of Messaging / 2 Sided - Overall dimensions: 2'- 0" H x 2' - 0" W x 4" D - Provides Primary Information - For use in Domestic South Parking only : Accent Color Red - Pantone 1795 	<ul style="list-style-type: none"> - Flag/Post Mounted/ 1 Level of Messaging / 2 Sided - Overall dimensions: 2'- 0" H x 2' - 0" W x 4" D - Provides Primary Information - For use in Domestic North Parking only: Accent Color Blue - Pantone 2935 	<ul style="list-style-type: none"> - Flag/Post Mounted/ 1 Level of Messaging / 2 Sided - Overall dimensions: 2'- 0" H x 2' - 0" W x 4" D - Provides Primary Information - For use in Domestic West Parking only : Accent Color Green - Pantone 3415 	<ul style="list-style-type: none"> - Flag/Post Mounted/ 1 Level of Messaging / 2 Sided - Overall dimensions: 2'- 0" H x 2' - 0" W x 4" D - Provides Primary Information - For use in International Parking only: Accent Color Yellow - Pantone 123

2.1

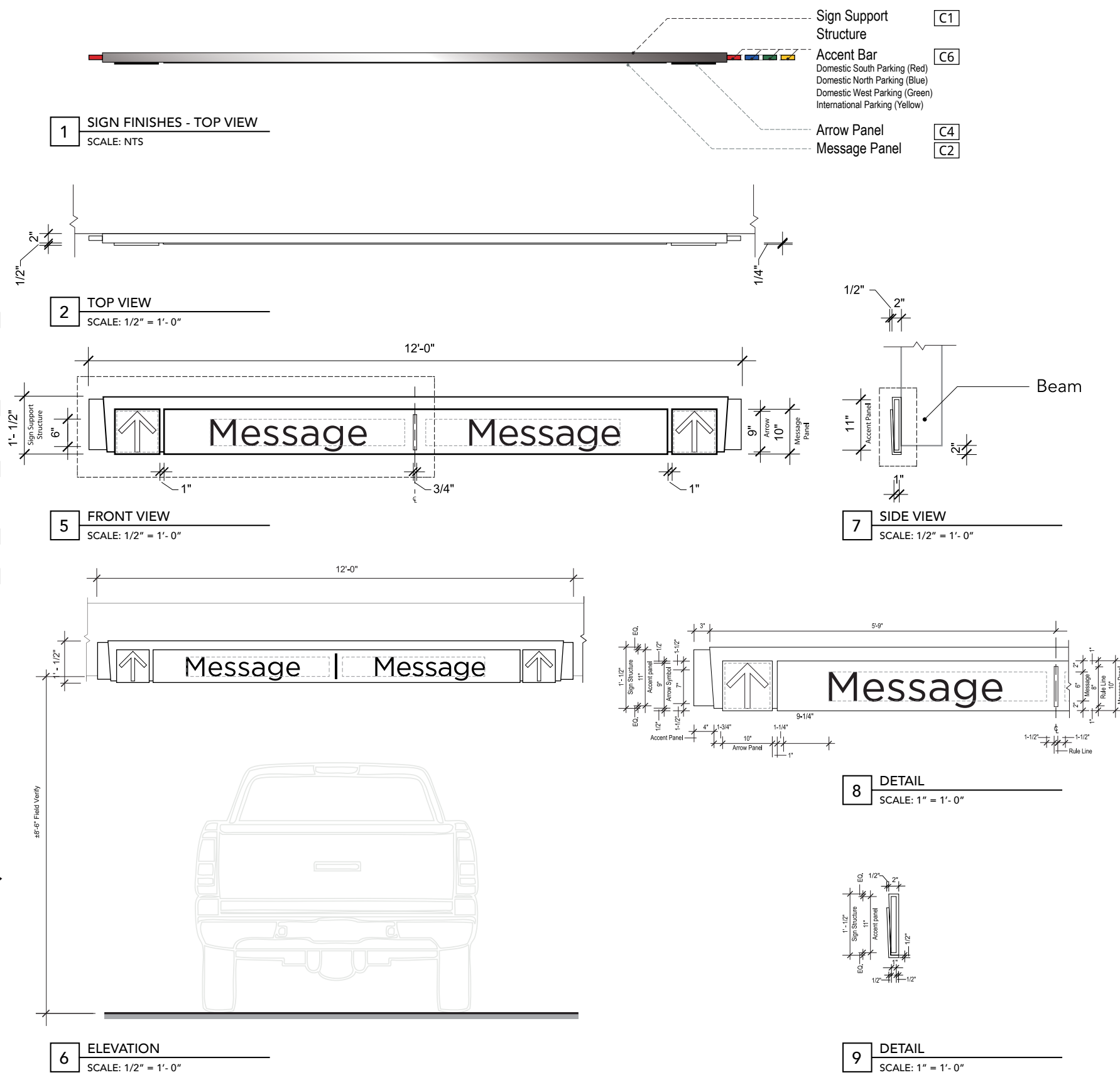
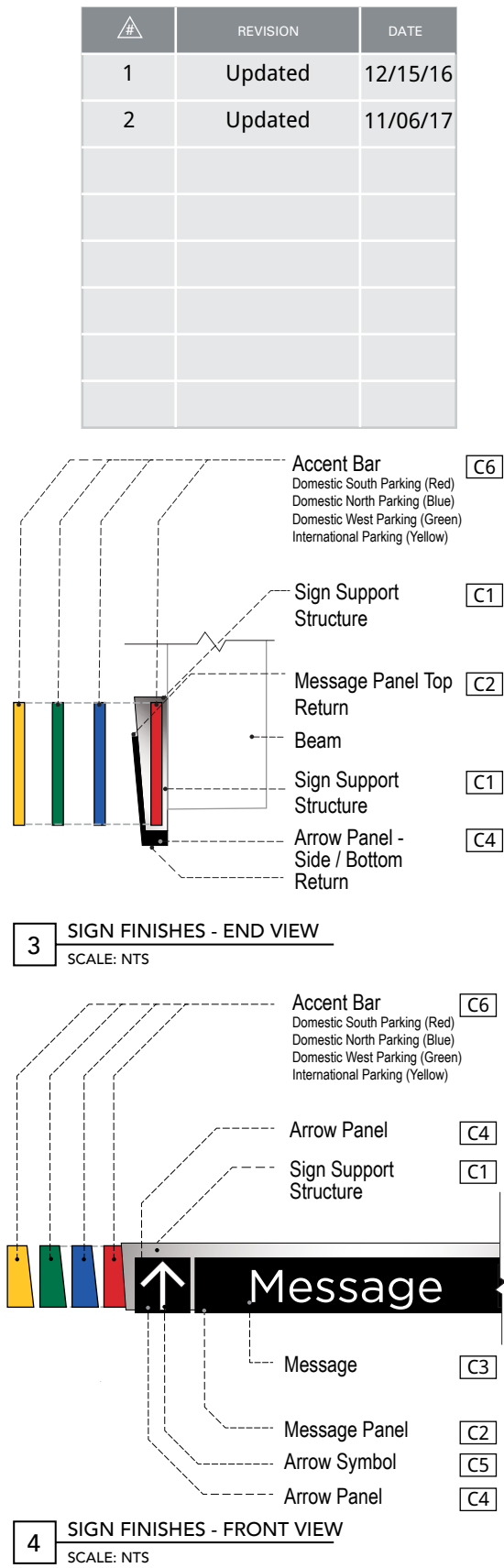
GARAGE PARKING - VEHICULAR



2.0 SIGN TYPES

#	REVISION	DATE
1	Updated	12/15/16
2	Updated	11/06/17

2.4 Sign Type Layouts - Vehicular



Directional **ST-600**

Descriptions: Primary Directional - Vehicular
2 Directional / 1 Level of Messaging / 1 Sided

Dimensions: 1'- 1 1/2" H x 12' - 0" W x 2 1/2" D

Location: Parking. Primary Vehicular circulation perpendicular to the main vehicular traffic flow.

Material: Seamless fabricated aluminum sign structure with removable message and arrow panels.

Lettering: English - Gotham Book - 6" Cap height

Symbology: Refer to Section 1- Graphics Standards

Colors:

- C1** Sign Support Structure - Seamless fabricated .040 thick satin brushed aluminum
- C2** Message Panel - .25" thick White acrylic (Exterior Sign Grade Polycarbonate), overlaid with matte Black vinyl.
- C3** Messages - 3M Engineering grade reflective white vinyl
- C4** Arrow Panel - .25" thick White acrylic (Exterior Sign Grade Polycarbonate), overlaid with matte Black vinyl.
- C5** Arrow Symbol - 3M Engineering grade reflective white vinyl
- C6** Accent Bars - .125" thick seamless fabricated acrylic. Internally illuminated. Accent Bar colors: Domestic South Parking - Pantone 1795 (Red) Domestic North Parking - Pantone 2935 (Blue) Domestic West Parking - Pantone 3415 (Green) International Parking - Pantone 123 (Yellow) - LED Internally illuminated

Graphics: N/A
Mounting: Beam Mounted
Illuminations: Internal
Remarks: N/A

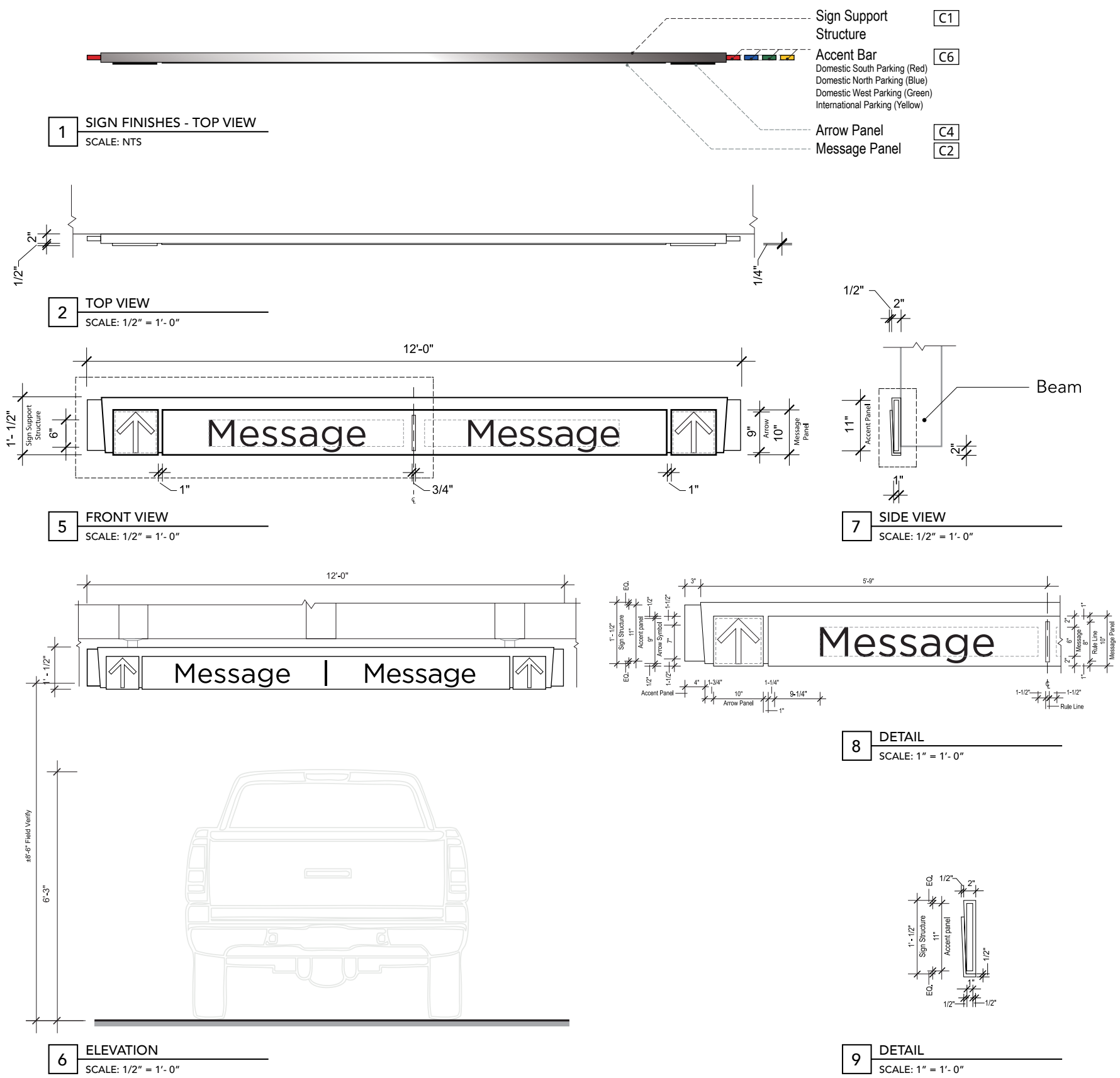
Notes:

- Signs with directional messages to Domestic South Parking will utilize "red" accent bar (Pantone 1795) only.
- Signs with directional messages to Domestic North Parking will utilize "blue" accent bar (Pantone 2935) only.
- Signs with directional messages to Domestic West Parking will utilize "Green" accent bar (Pantone 3415) only.
- Signs with messages for International Parking will utilize "yellow" accent bar (Pantone 123) only.
- Colors are not interchangeable, and cannot be substituted.

2.0 SIGN TYPES

#	REVISION	DATE
1	Updated	12/15/16
2	Updated	11/06/17

2.4 Sign Type Layouts - Vehicular



Directional **ST-602**

Descriptions: Primary Directional - Vehicular
2 Directional / 1 Level of Messaging / 1 Sided

Dimensions: 1'- 1 1/2" H x 12' - 0" W x 2 1/2" D

Location: Parking. Primary Vehicular circulation perpendicular to the main vehicular traffic flow.

Material: Seamless fabricated aluminum sign structure with removable message and arrow panels.

Lettering: English - Gotham Book - 6" Cap height

Symbology: Refer to Section 1- Graphics Standards

Colors:
 [C1] Sign Support Structure
 - Seamless fabricated .040 thick satin brushed aluminum
 [C2] Message Panel
 - .25" thick White acrylic (Exterior Sign Grade Polycarbonate), overlaid with matte Black vinyl.
 [C3] Messages
 - 3M Engineering grade reflective white vinyl
 [C4] Arrow Panel
 - .25" thick White acrylic (Exterior Sign Grade Polycarbonate), overlaid with matte Black vinyl.
 [C5] Arrow Symbol
 - 3M Engineering grade reflective white vinyl
 [C6] Accent Bars
 - .125" thick seamless fabricated acrylic.
 - Internally illuminated.
 - Accent Bar colors:
 Domestic South Parking - Pantone 1795 (Red)
 Domestic North Parking - Pantone 2935 (Blue)
 Domestic West Parking - Pantone 3415 (Green)
 International Parking - Pantone 123 (Yellow)
 - LED Internally illuminated

Graphics: N/A
Mounting: Ceiling Suspended
Illuminations: Internal
Remarks: N/A

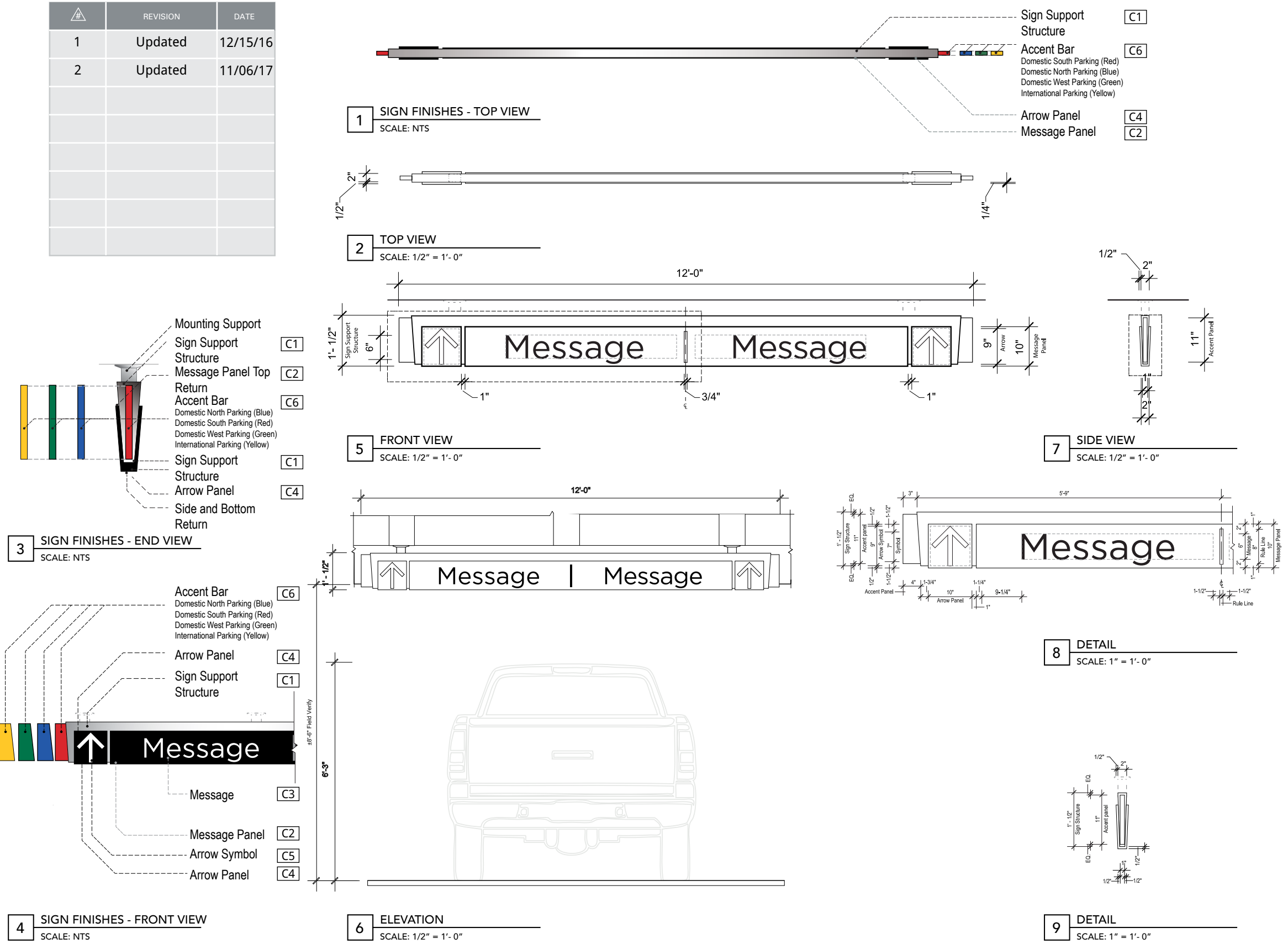
Notes:

1. Signs with directional messages to Domestic South Parking will utilize "red" accent bar (Pantone 1795) only.
2. Signs with directional messages to Domestic North Parking will utilize "blue" accent bar (Pantone 2935) only.
3. Signs with directional messages to Domestic West Parking will utilize "Green" accent bar (Pantone 3415) only.
4. Signs with messages for International Parking will utilize "yellow" accent bar (Pantone 123) only.
5. Colors are not interchangeable, and cannot be substituted.

2.0 SIGN TYPES

#	REVISION	DATE
1	Updated	12/15/16
2	Updated	11/06/17

2.4 Sign Type Layouts - Vehicular



Directional **ST-604**

Descriptions: Primary Directional - Vehicular
2 Directional / 1 Level of Messaging / 2 Sided

Dimensions: 1'- 1 1/2" H x 12' - 0" W x 3" D

Location: Parking. Primary Vehicular circulation perpendicular to the main vehicular traffic flow.

Material: Seamless fabricated aluminum sign structure with removable message and arrow panels.

Lettering: English - Gotham Book - 6" Cap height

Symbology: Refer to Section 1- Graphics Standards

Colors:
 C1 Sign Support Structure
 - Seamless fabricated .040 thick satin brushed aluminum
 C2 Message Panel
 - .25" thick White acrylic (Exterior Sign Grade Polycarbonate), overlaid with matte Black vinyl.
 C3 Messages
 - 3M Engineering grade reflective white vinyl
 C4 Arrow Panel
 - .25" thick White acrylic (Exterior Sign Grade Polycarbonate), overlaid with matte Black vinyl.
 C5 Arrow Symbol
 - 3M Engineering grade reflective white vinyl
 C6 Accent Bars
 - .125" thick seamless fabricated acrylic.
 - Internally illuminated.
 - Accent Bar colors:
 Domestic South Parking - Pantone 1795 (Red)
 Domestic North Parking - Pantone 2935 (Blue)
 Domestic West Parking - Pantone 3415 (Green)
 International Parking - Pantone 123 (Yellow)
 - LED Internally illuminated

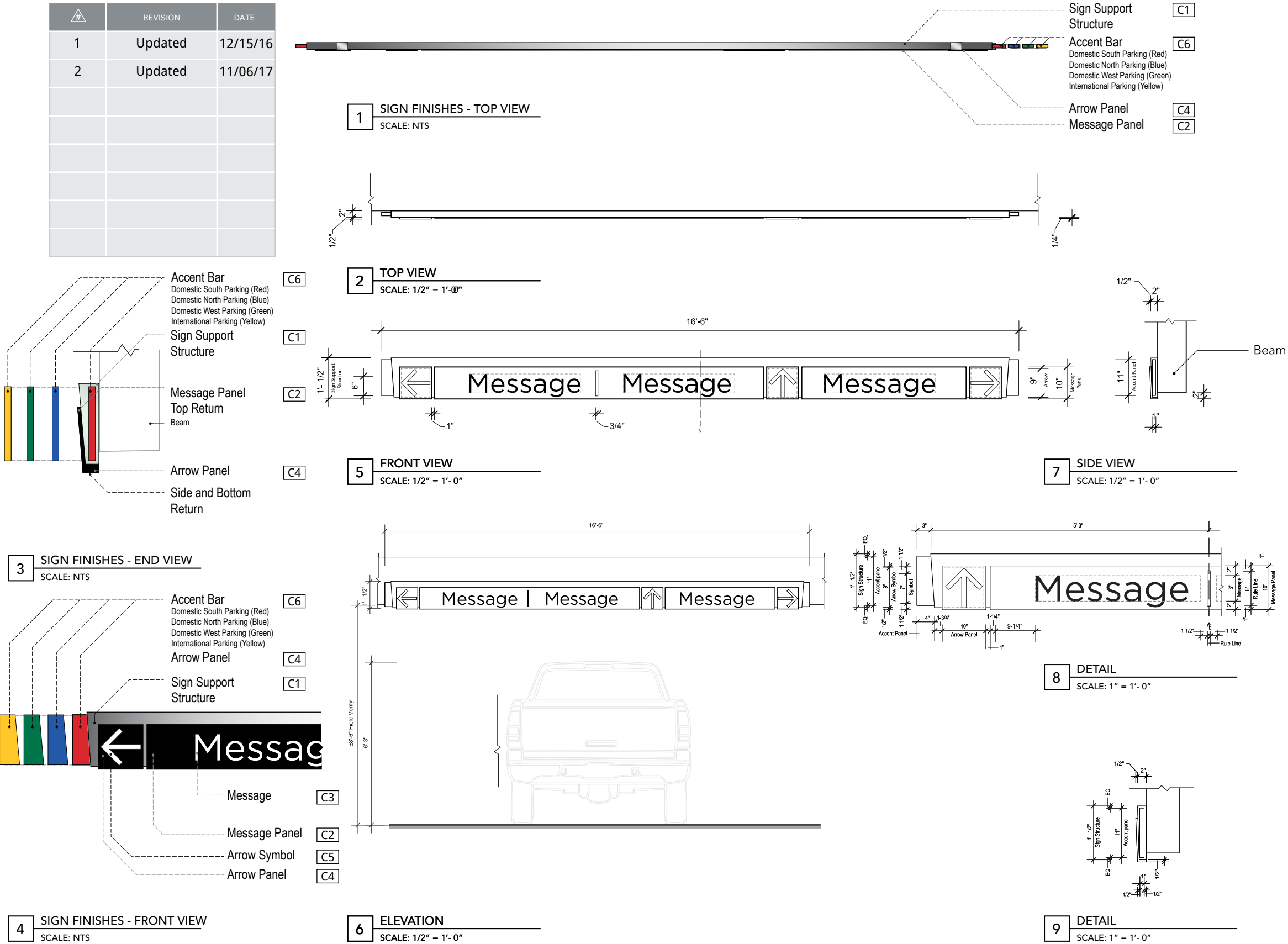
Graphics: N/A
Mounting: Ceiling Suspended
Illuminations: Internal
Remarks: N/A

Notes:
 1. Signs with directional messages to Domestic South Parking will utilize "red" accent bar (Pantone 1795) only.
 2. Signs with directional messages to Domestic North Parking will utilize "blue" accent bar (Pantone 2935) only.
 3. Signs with directional messages to Domestic West Parking will utilize "Green" accent bar (Pantone 3415) only.
 4. Signs with messages for International Parking will utilize "yellow" accent bar (Pantone 123) only.
 5. Colors are not interchangeable, and cannot be substituted.

2.0 SIGN TYPES

#	REVISION	DATE
1	Updated	12/15/16
2	Updated	11/06/17

2.4 Sign Type Layouts - Vehicular



Directional ST-606

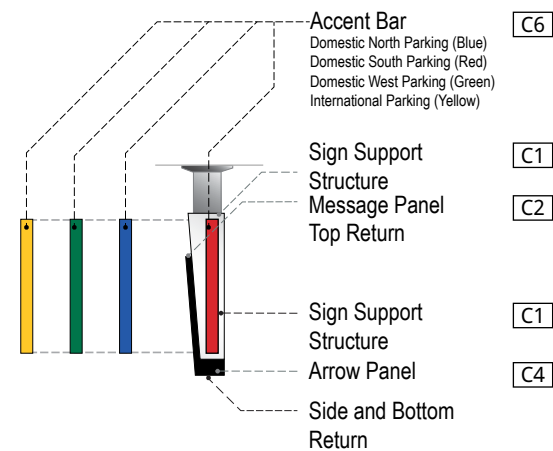
- Descriptions:** Primary Directional - Vehicular
3 Directional / 1 Level of Messaging / 1 Sided
- Dimensions:** 1'- 1 1/2" H x 16' - 6" W x 2 1/2" D
- Location:** Parking. Primary Vehicular circulation perpendicular to the main vehicular traffic flow.
- Material:** Seamless fabricated aluminum sign structure with removable message and arrow panels.
- Lettering:** English - Gotham Book - 6" Cap height
- Symbology:** Refer to Section 1- Graphics Standards
- Colors:**
- C1** Sign Support Structure
 - Seamless fabricated .040 thick satin brushed aluminum
 - C2** Message Panel
 - .25" thick White acrylic (Exterior Sign Grade Polycarbonate), overlaid with matte Black vinyl.
 - C3** Messages
 - 3M Engineering grade reflective white vinyl
 - C4** Arrow Panel
 - .25" thick White acrylic (Exterior Sign Grade Polycarbonate), overlaid with matte Black vinyl.
 - C5** Arrow Symbol
 - 3M Engineering grade reflective white vinyl
 - C6** Accent Bars
 - .125" thick seamless fabricated acrylic.
 - Internally illuminated.
 - Accent Bar colors:
 - Domestic South Parking - Pantone 1795 (Red)
 - Domestic North Parking - Pantone 2935 (Blue)
 - Domestic West Parking - Pantone 3415 (Green)
 - International Parking - Pantone 123 (Yellow)
 - LED Internally illuminated
- Graphics:** N/A
Mounting: Beam Mounted
Illuminations: Internal
Remarks: N/A

- Notes:**
- Signs with directional messages to Domestic South Parking will utilize "red" accent bar (Pantone 1795) only.
 - Signs with directional messages to Domestic North Parking will utilize "blue" accent bar (Pantone 2935) only.
 - Signs with directional messages to Domestic West Parking will utilize "Green" accent bar (Pantone 3415) only.
 - Signs with messages for International Parking will utilize "yellow" accent bar (Pantone 123) only.
 - Colors are not interchangeable, and cannot be substituted.

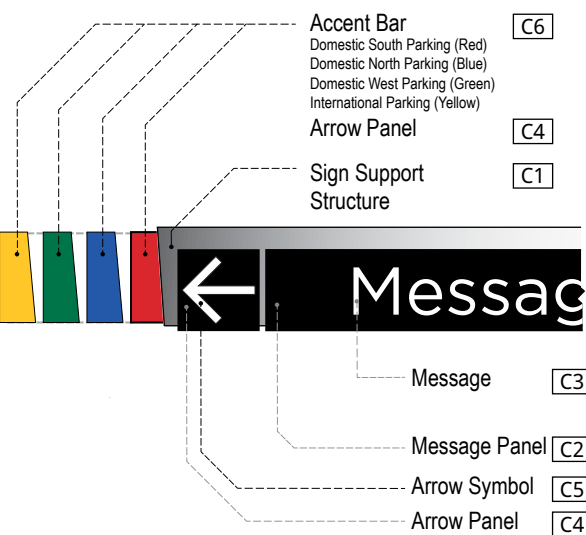
2.0 SIGN TYPES

#	REVISION	DATE
1	Updated	12/15/16
2	Updated	11/06/17

2.4 Sign Type Layouts - Vehicular

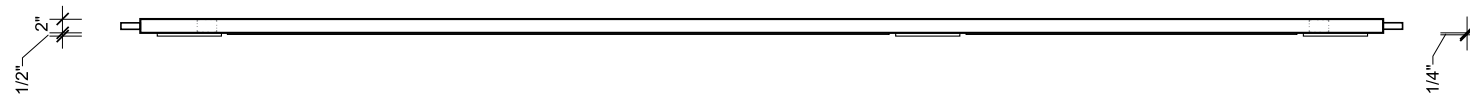


3 SIGN FINISHES - END VIEW
SCALE: NTS

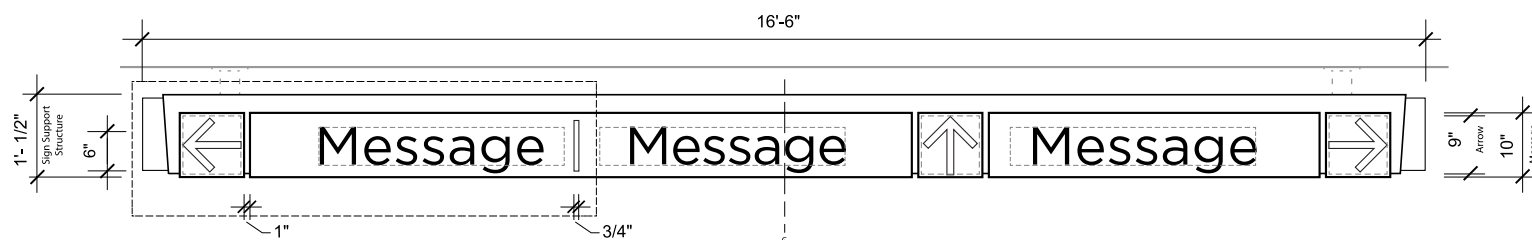


4 SIGN FINISHES - FRONT VIEW
SCALE: NTS

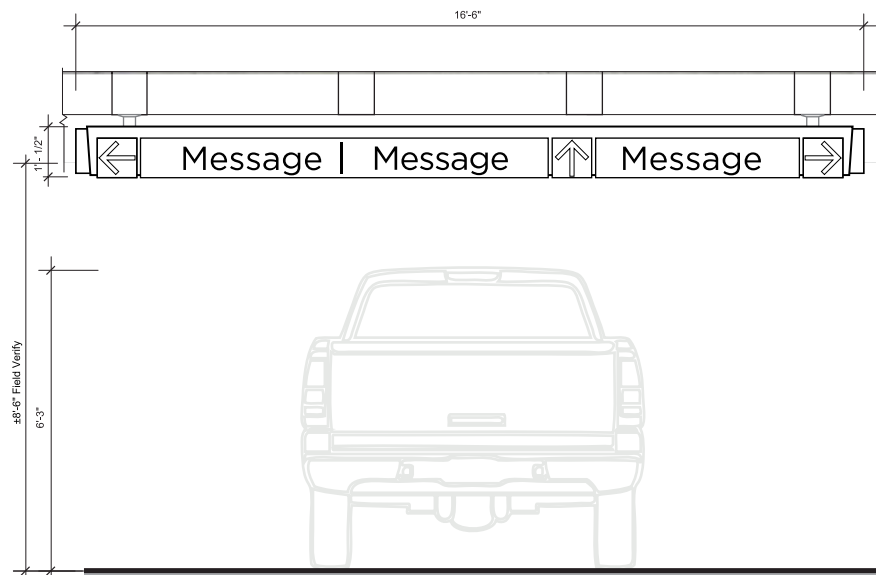
1 SIGN FINISHES - TOP VIEW
SCALE: NTS



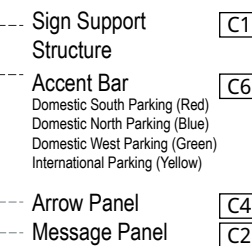
2 TOP VIEW
SCALE: 1/2" = 1'-0"



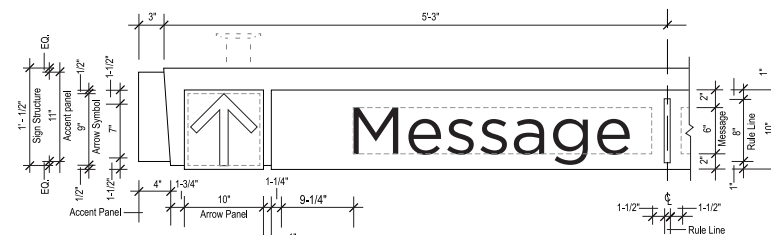
5 FRONT VIEW
SCALE: 1/2" = 1'-0"



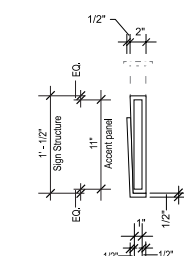
6 ELEVATION
SCALE: 1/2" = 1'-0"



7 SIDE VIEW
SCALE: 1/2" = 1'-0"



8 DETAIL
SCALE: 1" = 1'-0"



9 DETAIL
SCALE: 1" = 1'-0"

Directional ST-608

Descriptions: Primary Directional - Vehicular
3 Directional / 1 Level of Messaging / 1 Sided

Dimensions: 1'- 1 1/2" H x 16' - 6" W x 2 1/2"D

Location: Parking. Primary Vehicular circulation perpendicular to the main vehicular traffic flow.

Material: Seamless fabricated aluminum sign structure with removable message and arrow panels.

Lettering: English - Gotham Book - 6" Cap height

Symbology: Refer to Section 1- Graphics Standards

Colors:

- C1** Sign Support Structure
 - Seamless fabricated .040 thick satin brushed aluminum
- C2** Message Panel
 - .25" thick White acrylic (Exterior Sign Grade Polycarbonate), overlaid with matte Black vinyl.
- C3** Messages
 - 3M Engineering grade reflective white vinyl
- C4** Arrow Panel
 - .25" thick White acrylic (Exterior Sign Grade Polycarbonate), overlaid with matte Black vinyl.
- C5** Arrow Symbol
 - 3M Engineering grade reflective white vinyl
- C6** Accent Bars
 - .125" thick seamless fabricated acrylic.
 - Internally illuminated.
 - Accent Bar colors:
 - Domestic South Parking - Pantone 1795 (Red)
 - Domestic North Parking - Pantone 2935 (Blue)
 - Domestic West Parking - Pantone 3415 (Green)
 - International Parking - Pantone 123 (Yellow)
 - LED Internally illuminated

Graphics: N/A
Mounting: Ceiling Suspended
Illuminations: Internal
Remarks: N/A

Notes:

1. Signs with directional messages to Domestic South Parking will utilize "red" accent bar (Pantone 1795) only.
2. Signs with directional messages to Domestic North Parking will utilize "blue" accent bar (Pantone 2935) only.
3. Signs with directional messages to Domestic West Parking will utilize "Green" accent bar (Pantone 3415) only.
4. Signs with messages for International Parking will utilize "yellow" accent bar (Pantone 123) only.
5. Colors are not interchangeable, and cannot be substituted.

Project:



HARTSFIELD-JACKSON ATLANTA INTERNATIONAL AIRPORT
Wayfinding Signage Masterplan

Document Title:

Task 3.0 - STANDARDS / GUIDELINES
Project No.: FC5801 - C / #7

Issued as: **Final** Date: **November 2017**

REV. Δ : 12/15/16
REV. Δ : 11/06/17
REV. Δ :

REV. Δ :
REV. Δ :
REV. Δ :

Prepared by:



**VOLUME 6.0
PARKING**

2.4 Sign Types Directional - ST-608

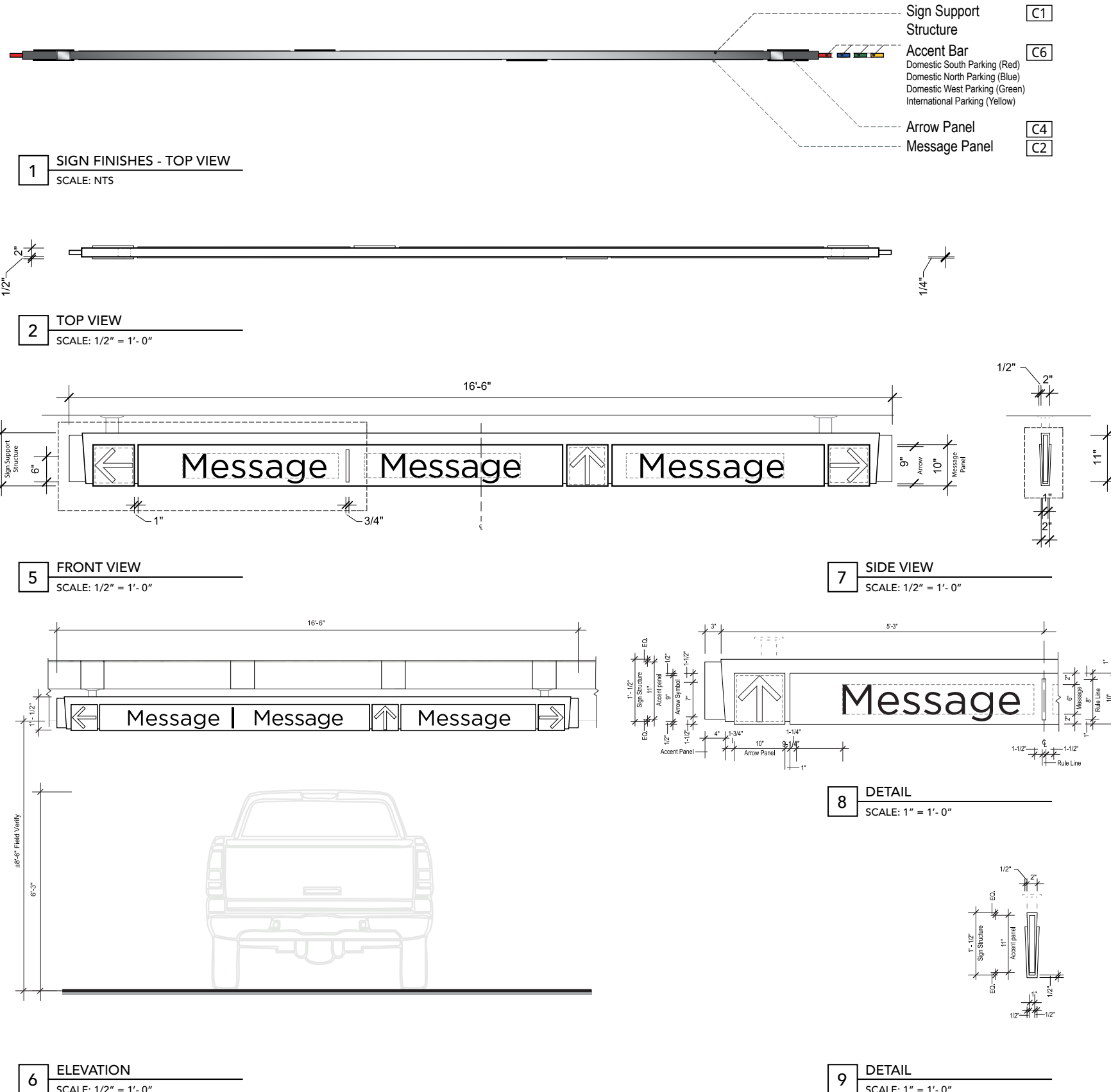
PAGE

2-17

2.0 SIGN TYPES

#	REVISION	DATE
1	Updated	12/15/16
2	Updated	11/06/17

2.4 Sign Type Layouts - Vehicular



Directional **ST-610**

Descriptions: Primary Directional - Vehicular
3 Directional / 1 Level of Messaging / 2 Sided

Dimensions: 1'- 1 1/2" H x 16' - 6" W x 3" D

Location: Parking. Primary Vehicular circulation perpendicular to the main vehicular traffic flow.

Material: Seamless fabricated aluminum sign structure with removable message and arrow panels.

Lettering: English - Gotham Book - 6" Cap height

Symbology: Refer to Section 1- Graphics Standards

Colors:

- C1** Sign Support Structure
 - Seamless fabricated .040 thick satin brushed aluminum
- C2** Message Panel
 - .25" thick White acrylic (Exterior Sign Grade Polycarbonate), overlaid with matte Black vinyl.
- C3** Messages
 - 3M Engineering grade reflective white vinyl
- C4** Arrow Panel
 - .25" thick White acrylic (Exterior Sign Grade Polycarbonate), overlaid with matte Black vinyl.
- C5** Arrow Symbol
 - 3M Engineering grade reflective white vinyl
- C6** Accent Bars
 - .125" thick seamless fabricated acrylic.
 - Internally illuminated.
 - Accent Bar colors:
 - Domestic South Parking - Pantone 1795 (Red)
 - Domestic North Parking - Pantone 2935 (Blue)
 - Domestic West Parking - Pantone 3415 (Green)
 - International Parking - Pantone 123 (Yellow)
 - LED Internally illuminated

Graphics: N/A
Mounting: Ceiling Suspended
Illuminations: Internal
Remarks: N/A

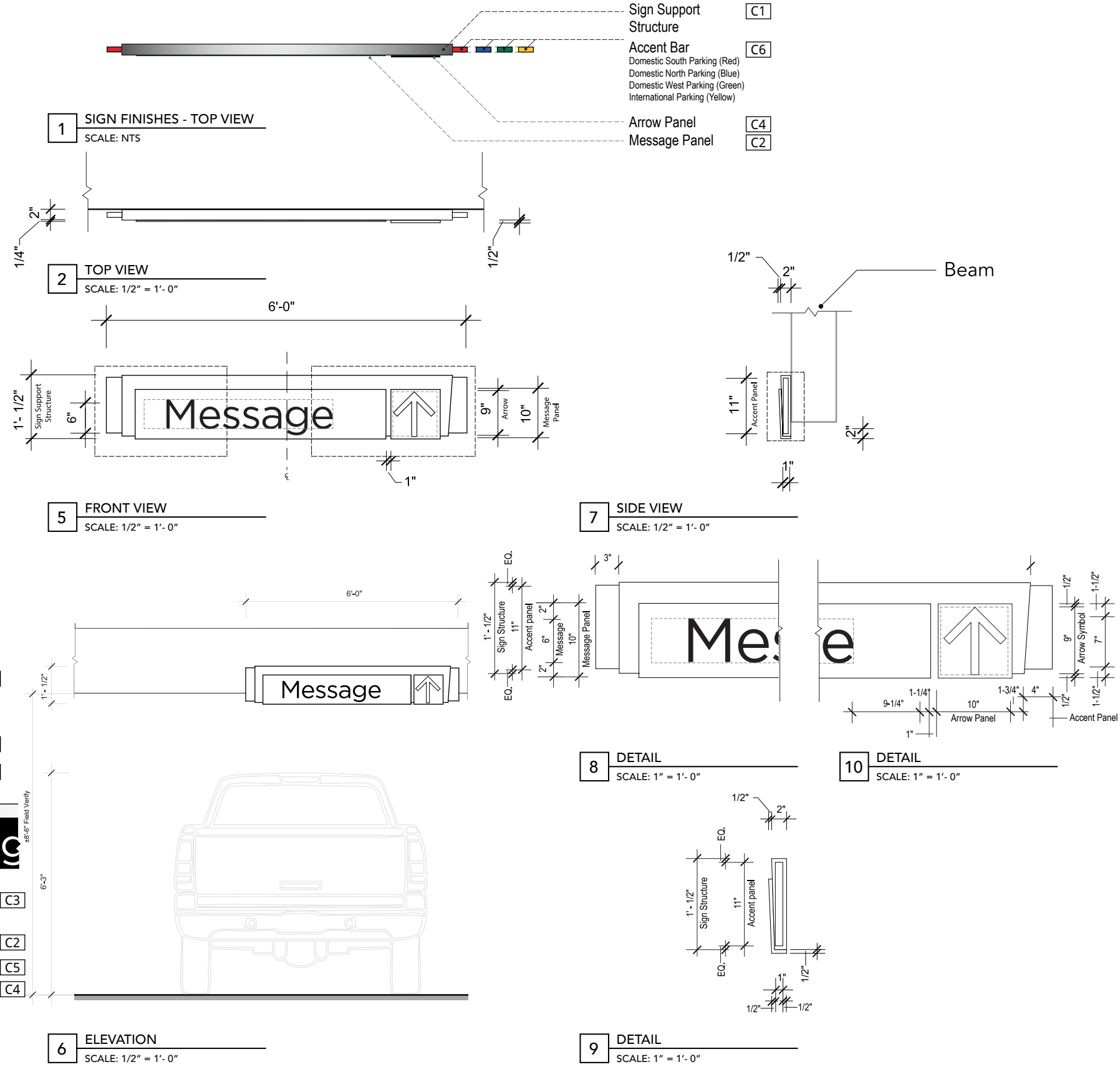
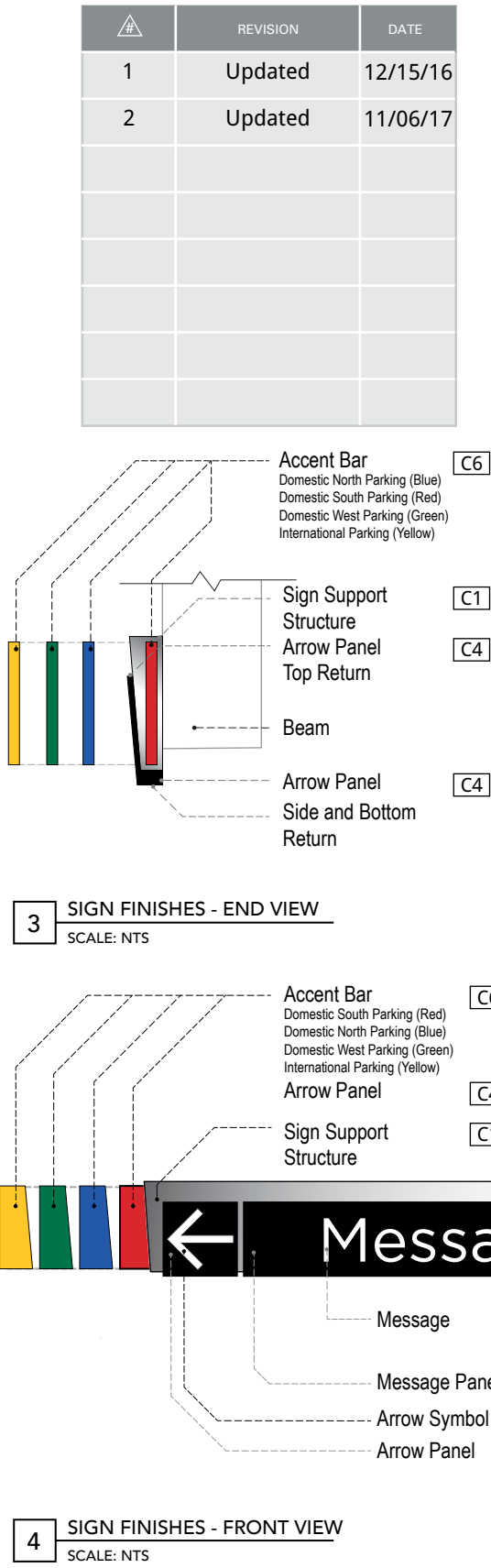
Notes:

1. Signs with directional messages to Domestic South Parking will utilize "red" accent bar (Pantone 1795) only.
2. Signs with directional messages to Domestic North Parking will utilize "blue" accent bar (Pantone 2935) only.
3. Signs with directional messages to Domestic West Parking will utilize "Green" accent bar (Pantone 3415) only.
4. Signs with messages for International Parking will utilize "yellow" accent bar (Pantone 123) only.
5. Colors are not interchangeable, and cannot be substituted.

2.0 SIGN TYPES

#	REVISION	DATE
1	Updated	12/15/16
2	Updated	11/06/17

2.4 Sign Type Layouts - Vehicular



Directional **ST-612**

Descriptions: Primary Directional - Vehicular
1 Directional / 1 Level of Messaging / 1 Sided

Dimensions: 1'- 1 1/2" H x 6' - 0" W x 2 1/2" D

Location: Parking. Primary Vehicular circulation perpendicular to the main vehicular traffic flow.

Material: Seamless fabricated aluminum sign structure with removable message and arrow panels.

Lettering: English - Gotham Book - 6" Cap height

Symbology: Refer to Section 1- Graphics Standards

Colors:

- C1** Sign Support Structure - Seamless fabricated .040 thick satin brushed aluminum
- C2** Message Panel - .25" thick White acrylic (Exterior Sign Grade Polycarbonate), overlaid with matte Black vinyl.
- C3** Messages - 3M Engineering grade reflective white vinyl
- C4** Arrow Panel - .25" thick White acrylic (Exterior Sign Grade Polycarbonate), overlaid with matte Black vinyl.
- C5** Arrow Symbol - 3M Engineering grade reflective white vinyl
- C6** Accent Bars - .125" thick seamless fabricated acrylic. Internally illuminated. Accent Bar colors: Domestic South Parking - Pantone 1795 (Red), Domestic North Parking - Pantone 2935 (Blue), Domestic West Parking - Pantone 3415 (Green), International Parking - Pantone 123 (Yellow), - LED Internally illuminated

Graphics: N/A
Mounting: Beam Mounted
Illuminations: Internal
Remarks: N/A

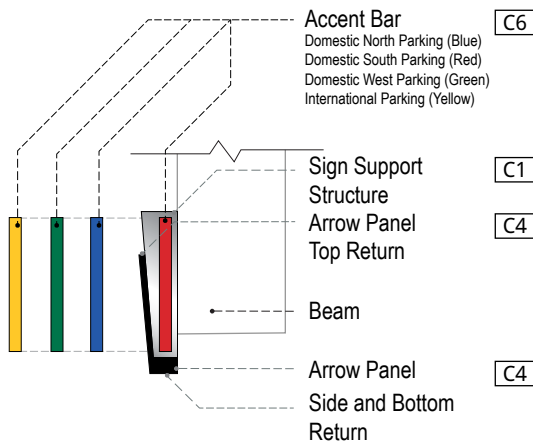
Notes:

- Signs with directional messages to Domestic South Parking will utilize "red" accent bar (Pantone 1795) only.
- Signs with directional messages to Domestic North Parking will utilize "blue" accent bar (Pantone 2935) only.
- Signs with directional messages to Domestic West Parking will utilize "Green" accent bar (Pantone 3415) only.
- Signs with messages for International Parking will utilize "yellow" accent bar (Pantone 123) only.
- Colors are not interchangeable, and cannot be substituted.

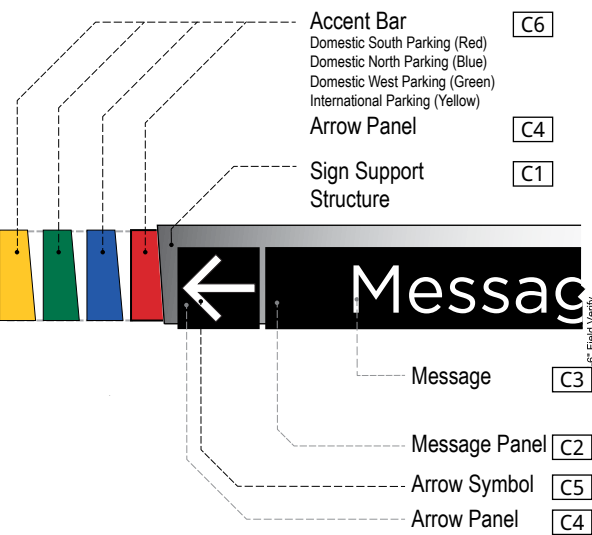
2.0 SIGN TYPES

#	REVISION	DATE
1	Updated	12/15/16
2	Updated	11/06/17

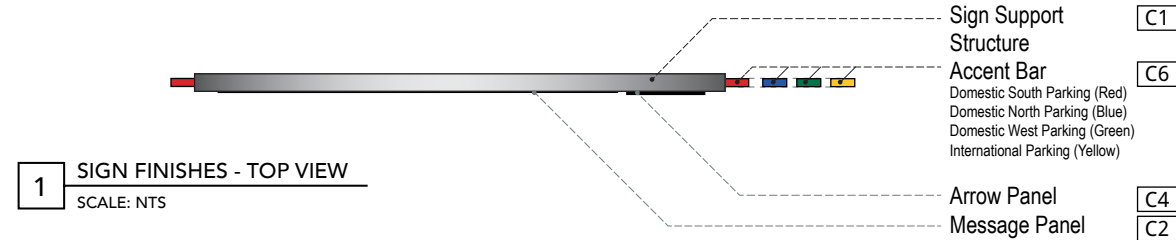
2.4 Sign Type Layouts - Vehicular




3 SIGN FINISHES - END VIEW
SCALE: NTS



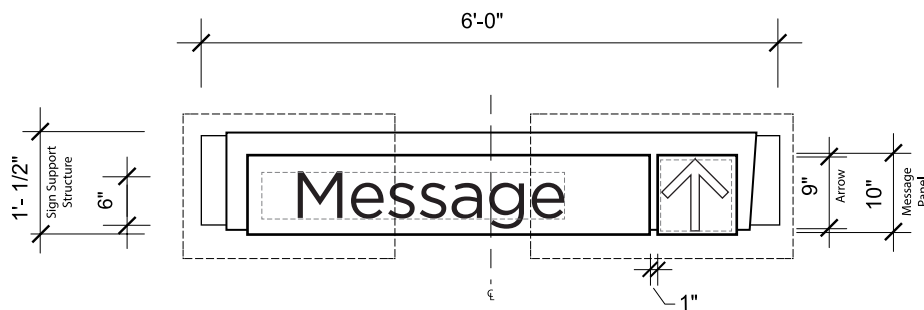
4 SIGN FINISHES - FRONT VIEW
SCALE: NTS



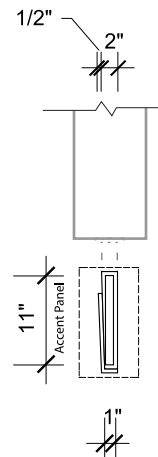
1 SIGN FINISHES - TOP VIEW
SCALE: NTS



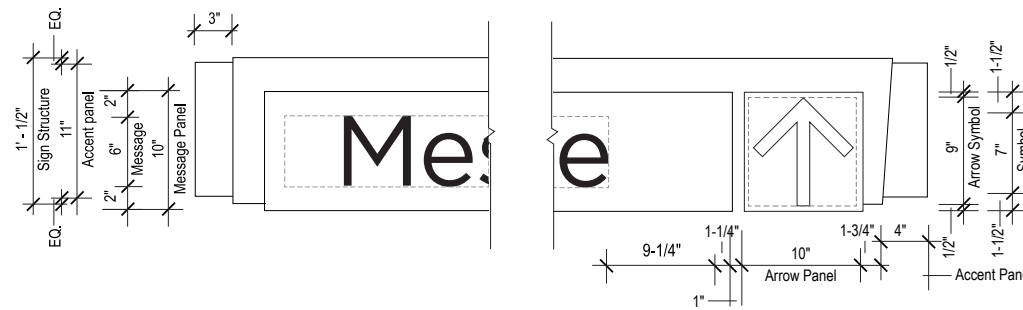
2 TOP VIEW
SCALE: 1/2" = 1'-0"



5 FRONT VIEW
SCALE: 1/2" = 1'-0"

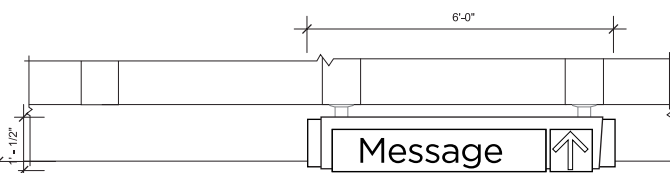


7 SIDE VIEW
SCALE: 1/2" = 1'-0"



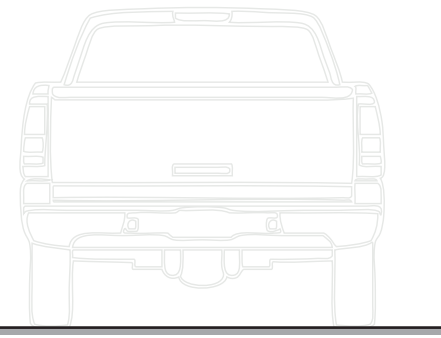
8 DETAIL
SCALE: 1" = 1'-0"

10 DETAIL
SCALE: 1" = 1'-0"



6 ELEVATION
SCALE: 1/2" = 1'-0"

9 DETAIL
SCALE: 1" = 1'-0"



Directional **ST-614**

Descriptions: Primary Directional - Vehicular
1 Directional / 1 Level of Messaging / 1 Sided

Dimensions: 1'- 1 1/2" H x 6' - 0" W x 2 1/2" D

Location: Parking. Primary Vehicular circulation perpendicular to the main vehicular traffic flow.

Material: Seamless fabricated aluminum sign structure with removable message and arrow panels.

Lettering: English - Gotham Book - 6" Cap height

Symbology: Refer to Section 1- Graphics Standards

- Colors:**
- C1** Sign Support Structure
- Seamless fabricated .040 thick satin brushed aluminum
 - C2** Message Panel
- .25" thick White acrylic (Exterior Sign Grade Polycarbonate), overlaid with matte Black vinyl.
 - C3** Messages
- 3M Engineering grade reflective white vinyl
 - C4** Arrow Panel
- .25" thick White acrylic (Exterior Sign Grade Polycarbonate), overlaid with matte Black vinyl.
 - C5** Arrow Symbol
- 3M Engineering grade reflective white vinyl
 - C6** Accent Bars
- .125" thick seamless fabricated acrylic.
- Internally illuminated.
- Accent Bar colors:
Domestic South Parking - Pantone 1795 (Red)
Domestic North Parking - Pantone 2935 (Blue)
Domestic West Parking - Pantone 3415 (Green)
International Parking - Pantone 123 (Yellow)
- LED Internally illuminated

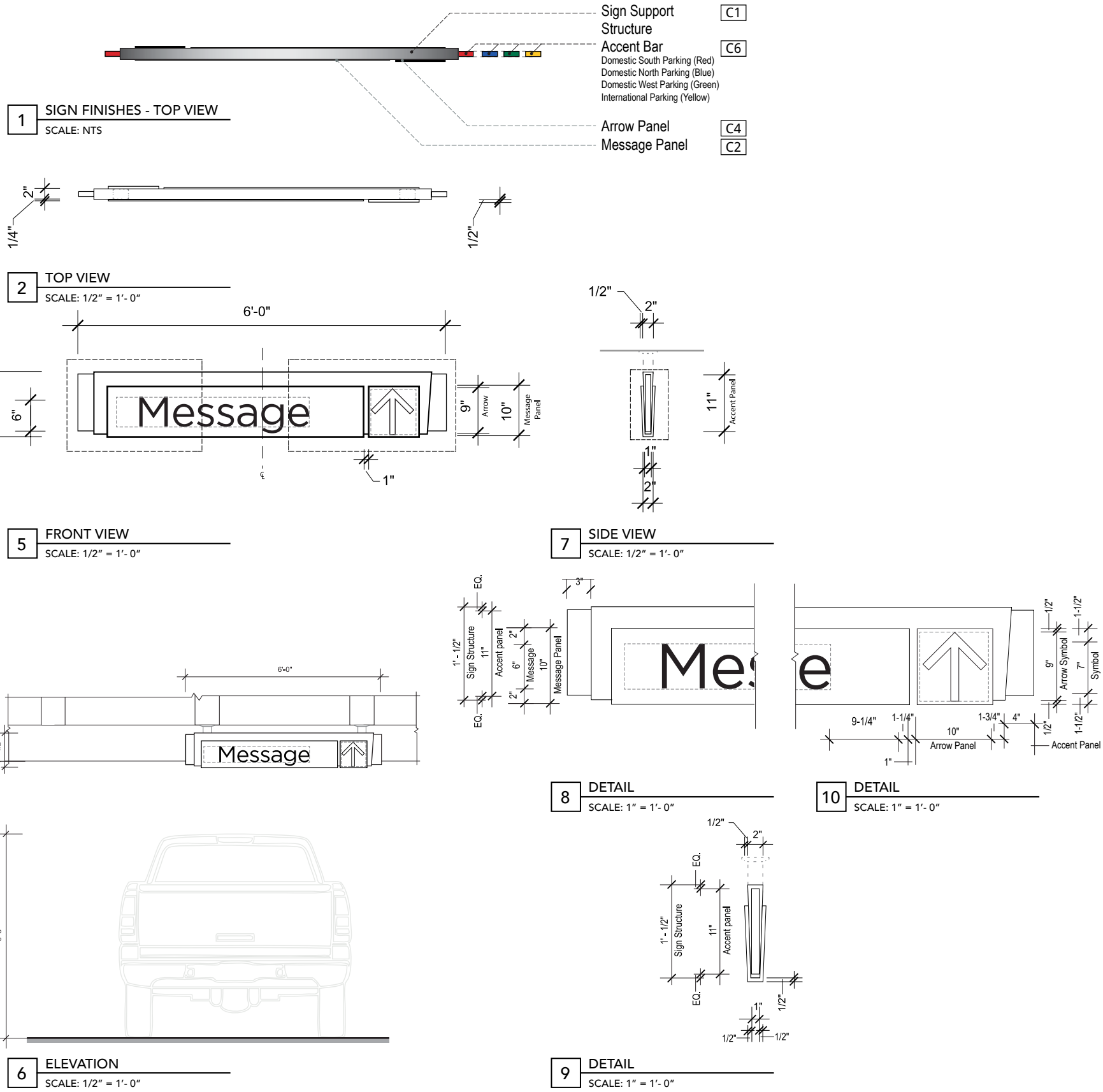
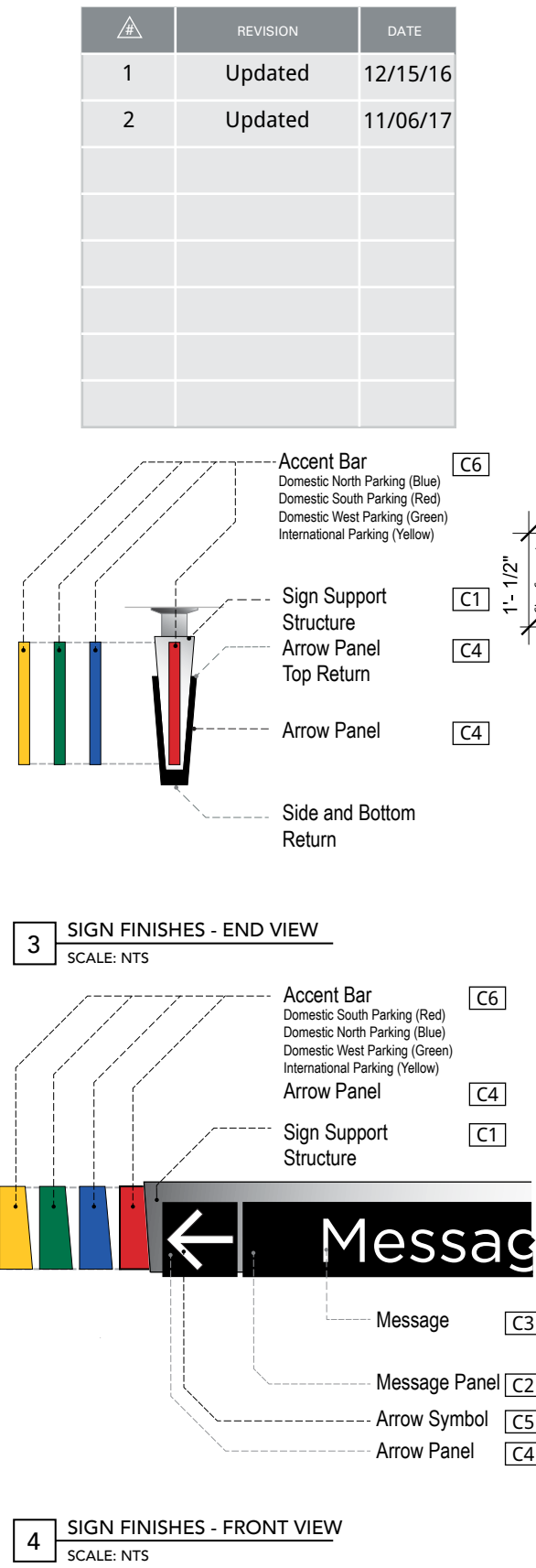
Graphics: N/A
Mounting: Ceiling Suspended
Illuminations: Internal
Remarks: N/A

- Notes:**
1. Signs with directional messages to Domestic South Parking will utilize "red" accent bar (Pantone 1795) only.
 2. Signs with directional messages to Domestic North Parking will utilize "blue" accent bar (Pantone 2935) only.
 3. Signs with directional messages to Domestic West Parking will utilize "Green" accent bar (Pantone 3415) only.
 4. Signs with messages for International Parking will utilize "yellow" accent bar (Pantone 123) only.
 5. Colors are not interchangeable, and cannot be substituted.

2.0 SIGN TYPES

#	REVISION	DATE
1	Updated	12/15/16
2	Updated	11/06/17

2.4 Sign Type Layouts - Vehicular



Directional **ST-616**

Descriptions: Primary Directional - Vehicular
1 Directional / 1 Level of Messaging / 2 Sided

Dimensions: 1'- 1 1/2" H x 6' - 0" W x 3" D

Location: Parking. Primary Vehicular circulation perpendicular to the main vehicular traffic flow.

Material: Seamless fabricated aluminum sign structure with removable message and arrow panels.

Lettering: English - Gotham Book - 6" Cap height

Symbology: Refer to Section 1- Graphics Standards

Colors:

- C1** Sign Support Structure
- Seamless fabricated .040 thick satin brushed aluminum
- C2** Message Panel
- .25" thick White acrylic (Exterior Sign Grade Polycarbonate), overlaid with matte Black vinyl.
- C3** Messages
- 3M Engineering grade reflective white vinyl
- C4** Arrow Panel
- .25" thick White acrylic (Exterior Sign Grade Polycarbonate), overlaid with matte Black vinyl.
- C5** Arrow Symbol
- 3M Engineering grade reflective white vinyl
- C6** Accent Bars
- .125" thick seamless fabricated acrylic.
- Internally illuminated.
- Accent Bar colors:
Domestic South Parking - Pantone 1795 (Red)
Domestic North Parking - Pantone 2935 (Blue)
Domestic West Parking - Pantone 3415 (Green)
International Parking - Pantone 123 (Yellow)
- LED Internally illuminated

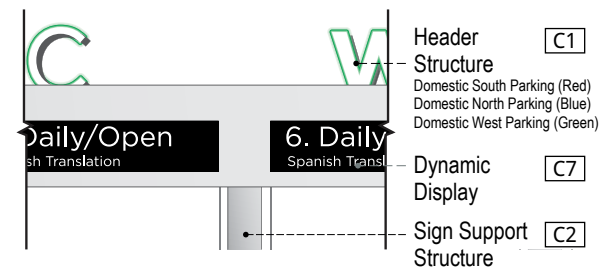
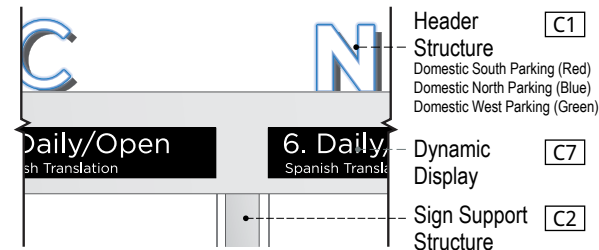
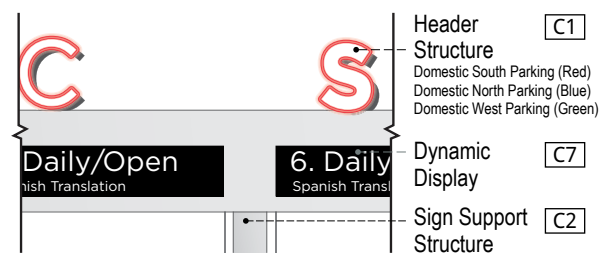
Graphics: N/A
Mounting: Ceiling Suspended
Illuminations: Internal
Remarks: N/A

Notes:

1. Signs with directional messages to Domestic South Parking will utilize "red" accent bar (Pantone 1795) only.
2. Signs with directional messages to Domestic North Parking will utilize "blue" accent bar (Pantone 2935) only.
3. Signs with directional messages to Domestic West Parking will utilize "Green" accent bar (Pantone 3415) only.
4. Signs with messages for International Parking will utilize "yellow" accent bar (Pantone 123) only.
5. Colors are not interchangeable, and cannot be substituted.

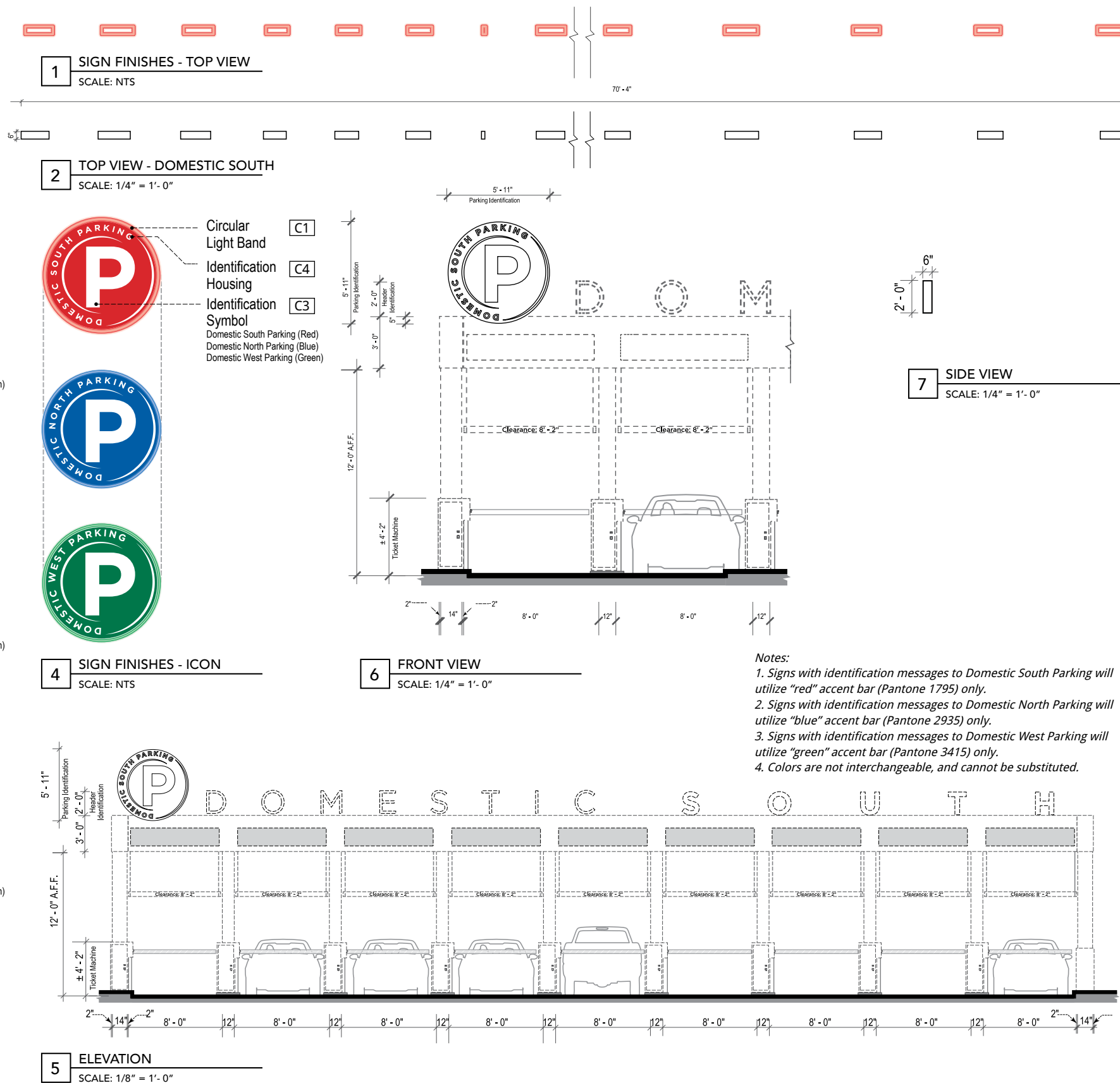
2.0 SIGN TYPES

#	REVISION	DATE
1	Updated	12/15/16
2	Updated	11/06/17



3 SIGN FINISHES - FRONT VIEW
SCALE: NTS

2.4 Sign Type Layouts - Vehicular



Identification ST-620

Descriptions: Primary Identification - Vehicular
1 Sided

Dimensions: 5' - 11" H x 5' - 11" W x 6" D

Location: Parking, Plaza entrance.

Material: Seamless fabricated aluminum sign structure with removable message panel. Surface applied graphics.

Lettering: English - Gotham Book and Bold - 6" Cap height

Symbology: N/A

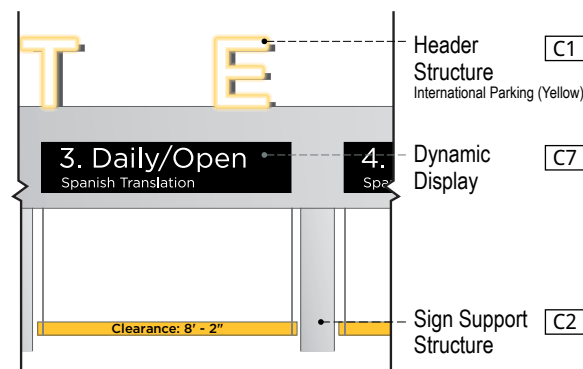
Colors:

- C1 • Circular Light Band
- 2" White Acrylic : Translucent Exterior Sign Grade Polycarbonate
- LED Internally Illuminated
- C2 • Sign Support Structure
- Seamless fabricated .040 thick satin brushed aluminum
- C3 • Identification Symbol - Parking
- Fabricated dimensional letters White acrylic (Exterior Sign Grade Translucent Polycarbonate) with corresponding colors for:
Domestic South Parking - Pantone 1795 (Red)
Domestic North Parking - Pantone 2935 (Blue)
Domestic West Parking - Pantone 3415 (Green)
- LED Internally illuminated
- C4 • Identification Housing
- Seamless fabricated .125" ALUMINUM (satin brushed) with all edges welded, grounded and sanded to a smooth finish.
- C5 • Identification Message
- 2" thick individual machine cut letters in White acrylic (Exterior Sign Grade Polycarbonate).
- LED Internally Illuminated
- C6 • Header Structure
- 2" White Acrylic : Translucent Exterior Sign Grade Polycarbonate
- LED Internally illuminated corresponding to assigned colors for:
Domestic South Parking - Pantone 1795 (Red)
Domestic North Parking - Pantone 2935 (Blue)
Domestic West Parking - Pantone 3415 (Green)
- C7 • Dynamic Display
- Flush mount with surround brush satin aluminum frame.


Graphics: N/A
Mounting: Canopy Mounted
Illuminations: Internal
Remarks: N/A

2.0 SIGN TYPES

#	REVISION	DATE
1	Updated	12/15/16
2	Updated	11/06/17



3 SIGN FINISHES - FRONT VIEW
SCALE: NTS




4 SIGN FINISHES - ICON
SCALE: NTS

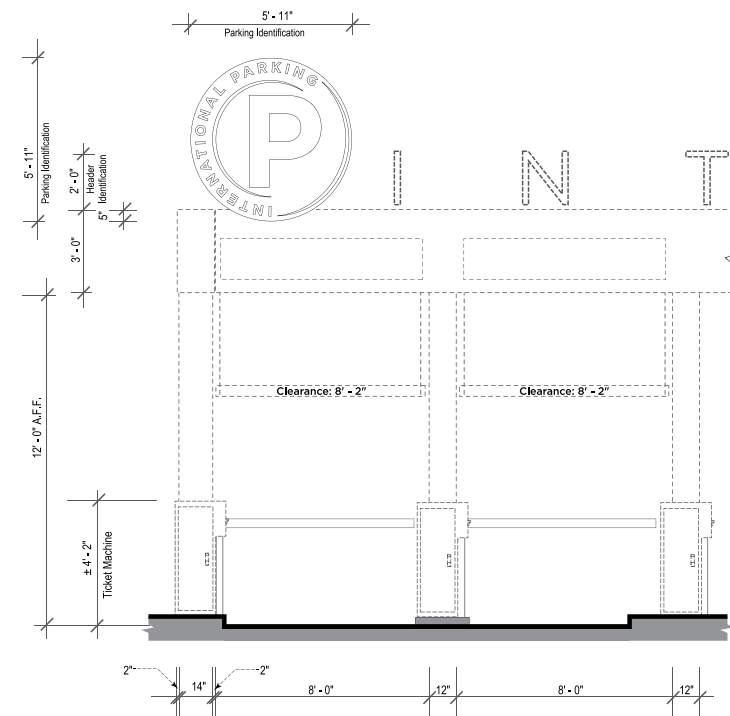
2.4 Sign Type Layouts - Vehicular



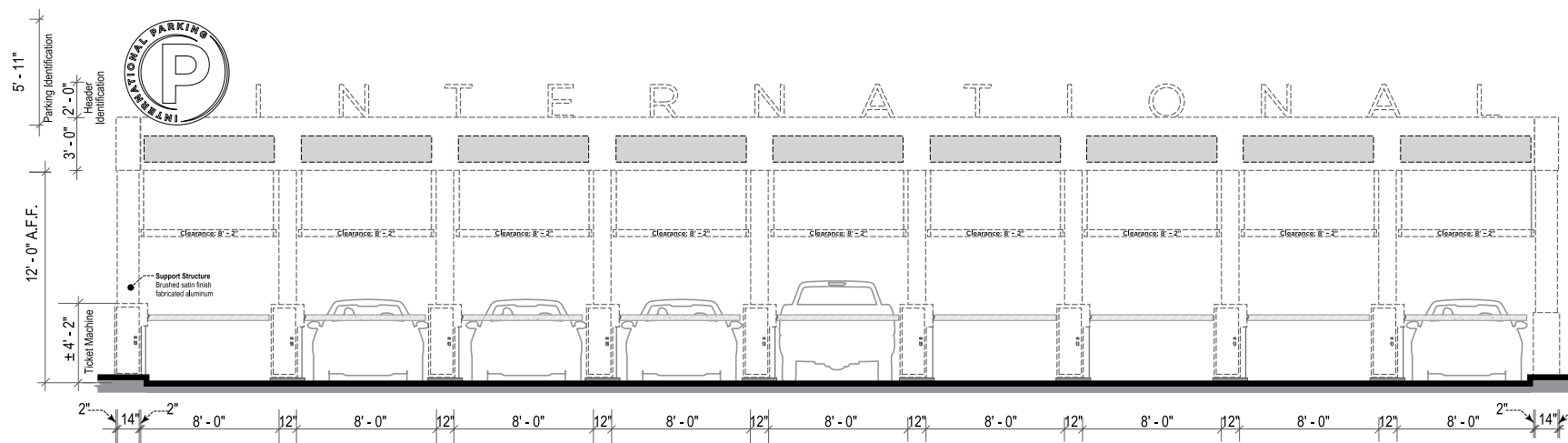
1 SIGN FINISHES - TOP VIEW
SCALE: NTS



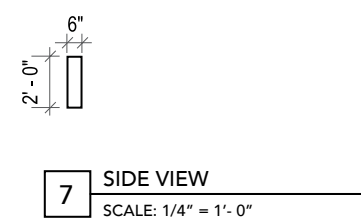
2 TOP VIEW - INTERNATIONAL
SCALE: 1/4" = 1'-0"



5 FRONT VIEW
SCALE: 1/4" = 1'-0"



6 ELEVATION
SCALE: 1/8" = 1'-0"



7 SIDE VIEW
SCALE: 1/4" = 1'-0"

Identification ST-620

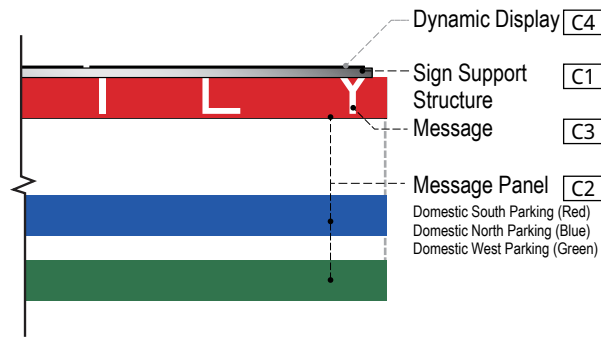
- Descriptions:** Primary Identification - Vehicular
1 Sided
- Dimensions:** 5' - 11" H x 5' - 11" W x 6" D
- Location:** Parking, Plaza entrance.
- Material:** Seamless fabricated aluminum sign structure with removable message panel. Surface applied graphics.
- Lettering:** English - Gotham Book - 6" Cap height
- Symbology:** N/A
- Colors:**
- [C1] Circular Light Band
 - 2" White Acrylic : Translucent Exterior Sign Grade Polycarbonate
 - LED Internally Illuminated
 - [C2] Sign Support Structure
 - Seamless fabricated .040 thick satin brushed aluminum
 - [C3] Identification Symbol - Parking
 - Fabricated dimensional letters White acrylic (Exterior Sign Grade Translucent Polycarbonate) with corresponding colors for:
 - International Parking - Pantone 123 (Yellow)
 - LED Internally illuminated
 - [C4] Identification Housing
 - Seamless fabricated .125" ALUMINUM (satin brushed) with all edges welded, grouted and sanded to a smooth finish.
 - [C5] Identification Message
 - 2" thick individual machine cut letters in White acrylic (Exterior Sign Grade Polycarbonate).
 - LED Internally Illuminated
 - [C6] Header Structure
 - 2" White Acrylic : Translucent Exterior Sign Grade Polycarbonate
 - LED Internally illuminated corresponding to assigned colors for:
 - International Parking - Pantone 123 (Yellow)
 - [C7] Dynamic Display
 - Flush mount with surround brush satin aluminum frame.

Graphics: N/A
Mounting: Canopy Mounted
Illuminations: Internal
Remarks: N/A

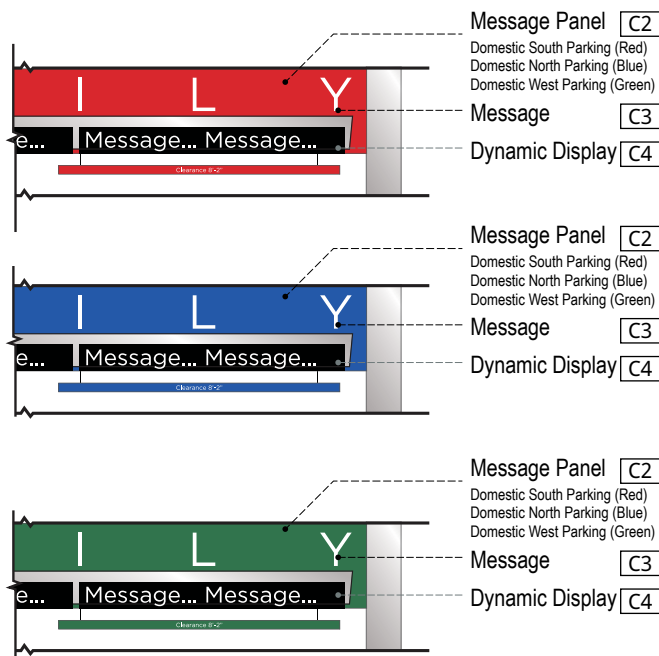
Notes:
 1. Signs with identification messages for International Parking will utilize "yellow" accent bar (Pantone 123) only.
 2. Colors are not interchangeable, and cannot be substituted.

2.0 SIGN TYPES

#	REVISION	DATE
1	Updated	12/15/16
2	Updated	11/06/17

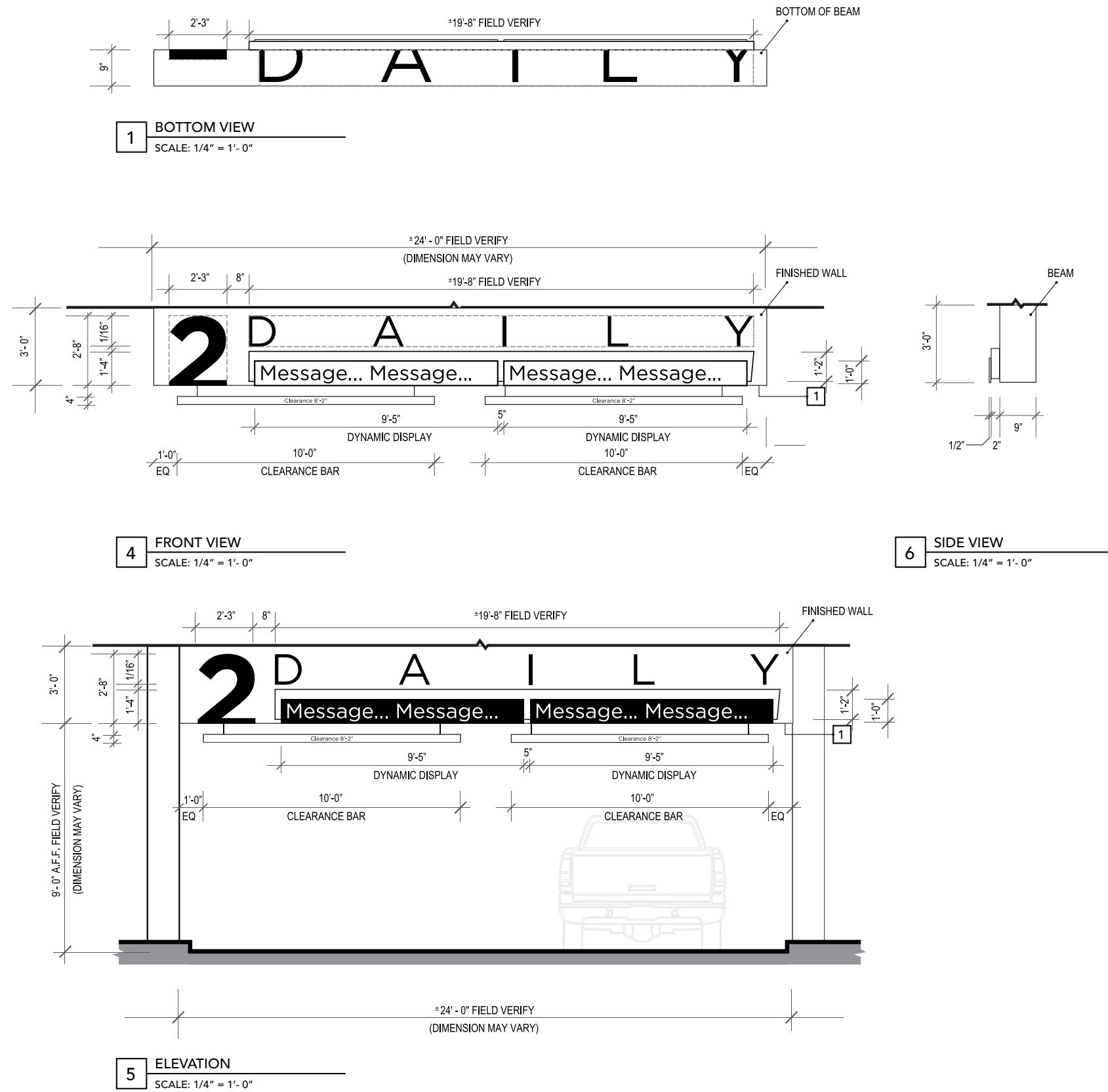


2 SIGN FINISHES - BOTTOM VIEW
SCALE: NTS



3 SIGN FINISHES - FRONT
SCALE: NTS

2.4 Sign Type Layouts - Vehicular



1 BOTTOM VIEW
SCALE: 1/4" = 1'-0"

4 FRONT VIEW
SCALE: 1/4" = 1'-0"

6 SIDE VIEW
SCALE: 1/4" = 1'-0"

5 ELEVATION
SCALE: 1/4" = 1'-0"

Identification **ST-622**

- Descriptions:** Primary Identification - Vehicular
1 Level of Messaging / 1 Sided
- Dimensions:** 3" H x ±24' - 0" W x 11-1/2" D
Dynamic Display Bar: 1' - 0" H x 9' - 5" W x 1/2" D
- Location:** Parking, Garage level entrance.
- Material:** Seamless fabricated aluminum sign structure with removable message panel. Surface applied graphics.
- Lettering:** 1. English - Gotham Book
2. Numbers - Gotham Bold
- Symbology:** N/A
- Colors:**
- [C1] Sign Support Structure
 - Seamless fabricated .040 thick satin brushed aluminum
 - [C2] Message Panel
 - .25" fabricated clear acrylic overlaid with vinyl corresponding to assigned accent colors for:
 - Domestic South Parking - Pantone 1795 (Red)
 - Domestic North Parking - Pantone 2935 (Blue)
 - Domestic West Parking - Pantone 3415 (Green)
 - LED Internally Illuminated
 - [C3] Messages
 - 3M Engineering grade reflective white vinyl
 - [C4] Dynamic Display
 - Flush mount with surround brush satin aluminum frame.
- Graphics:** N/A
Mounting: Overhead
Illuminations: Internal
Remarks: N/A

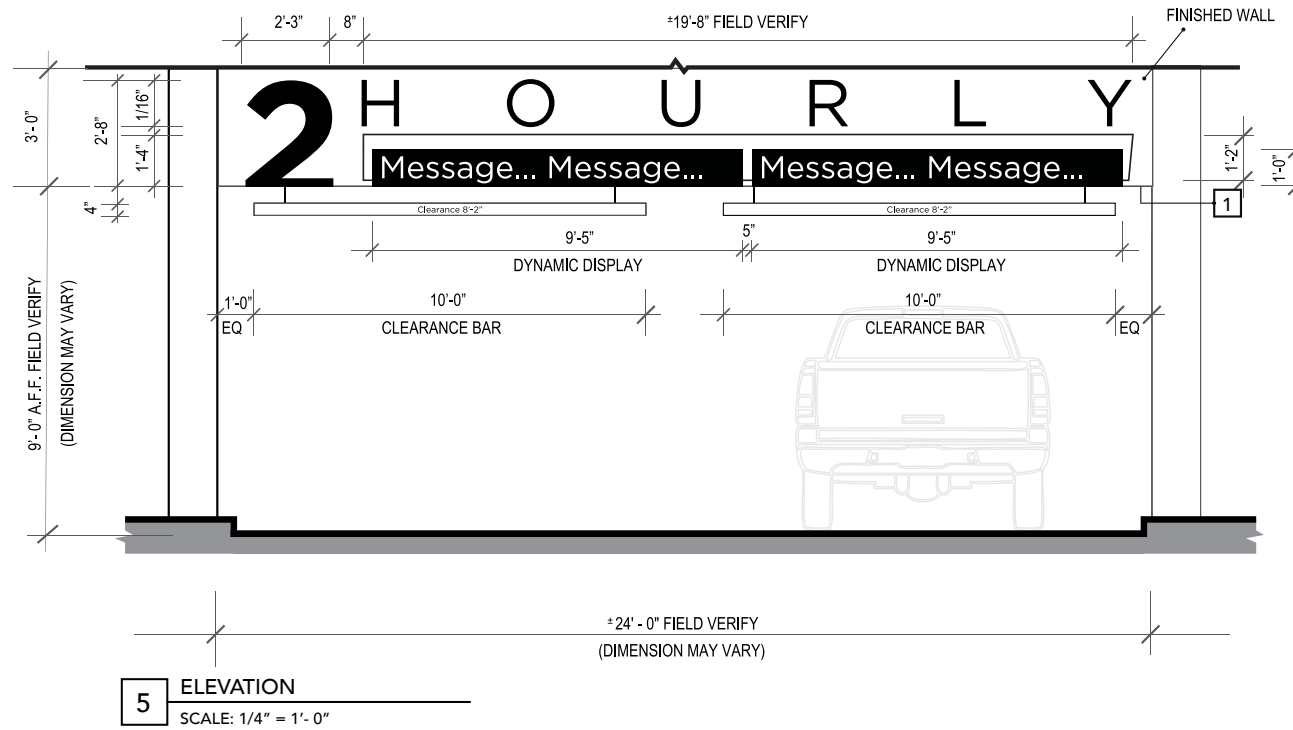
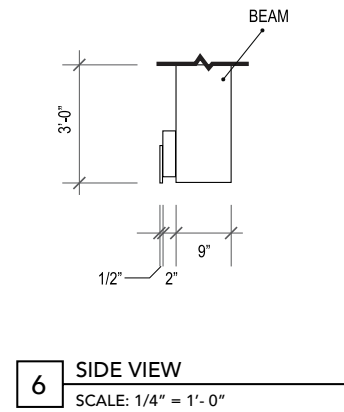
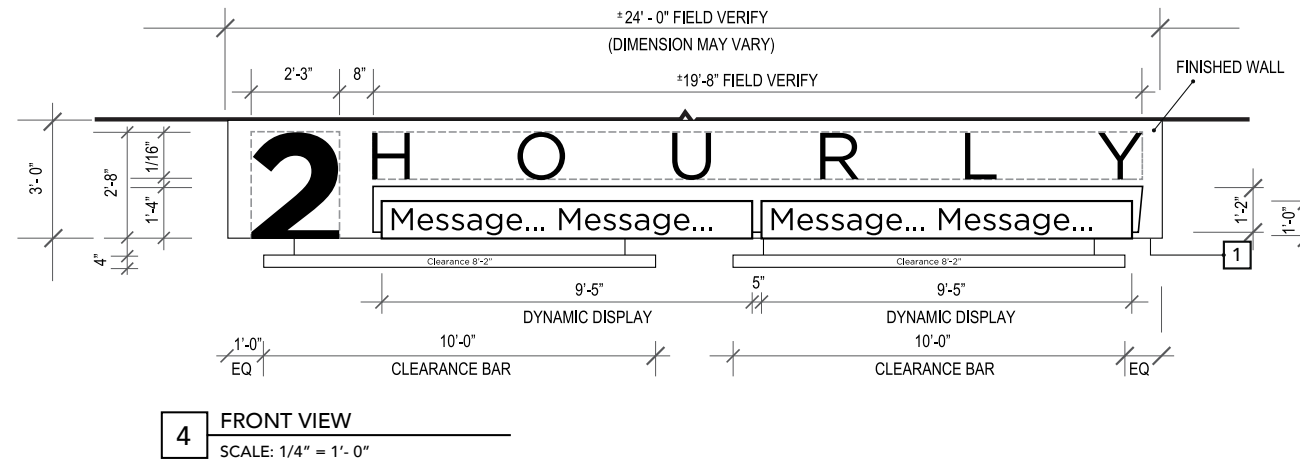
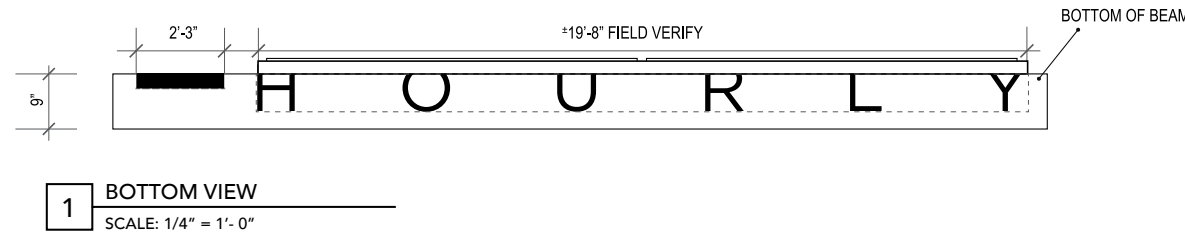
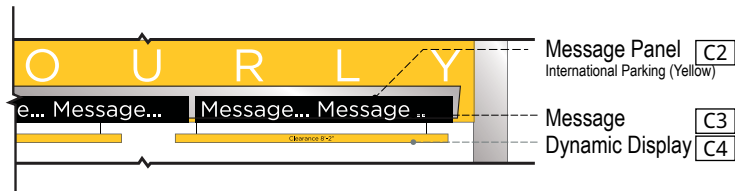
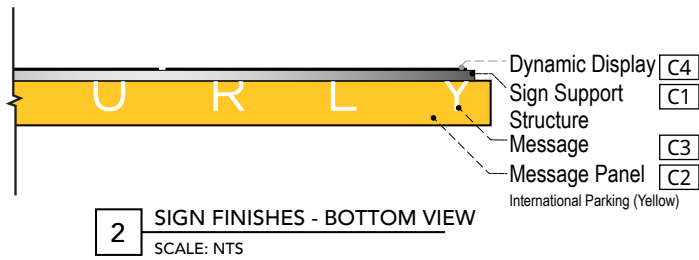
Notes:

1. Signs with identification messages to Domestic South Parking will utilize "red" accent bar (Pantone 1795) only.
2. Signs with identification messages to Domestic North Parking will utilize "blue" accent bar (Pantone 2935) only.
3. Signs with identification messages to Domestic West Parking will utilize "green" accent bar (Pantone 3415) only.
4. Colors are not interchangeable, and cannot be substituted.

2.0 SIGN TYPES

#	REVISION	DATE
1	Updated	12/15/16
2	Updated	11/06/17

2.4 Sign Type Layouts - Vehicular




Identification **ST-622**

- Descriptions:** Secondary Identification - Vehicular
1 Level of Messaging / 1 Sided
- Dimensions:** 3" H x ±24' - 0" W x 11-1/2" D
Dynamic Display Bar: 1' - 0" H x 9' - 5" W x 1/2" D
- Location:** Parking, Garage level entrance.
- Material:** Seamless fabricated aluminum sign structure with removable message panel. Surface applied graphics.
- Lettering:** 1. English - Gotham Book
2. Numbers - Gotham Bold
- Symbology:** N/A
- Colors:** [C1] Sign Support Structure - Seamless fabricated .040 thick satin brushed aluminum
[C2] Message Panel - .25" fabricated clear acrylic overlaid with vinyl corresponding to assigned accent colors for:
International Parking - Pantone 123 (Yellow)
- LED Internally Illuminated
[C3] Messages - 3M Engineering grade reflective white vinyl
[C4] Dynamic Display - Flush mount with surround brush satin aluminum frame.
- Graphics:** N/A
Mounting: Overhead
Illuminations: Internal
Remarks: N/A

Notes:
1. Signs with identification messages to International Parking will utilize "yellow" accent bar (Pantone 123) only.
2. Colors are not interchangeable, and cannot be substituted.

22

GARAGE PARKING - PEDESTRIAN



2.0 SIGN TYPES

#	REVISION	DATE
1	Updated	12/15/16
2	Updated	11/06/17

2.4 Sign Type Layouts - Pedestrian

Directional **ST-640**

Descriptions: Primary Directional - Pedestrian
1 Directional / 3 Levels of Messaging / 1 Sided

Dimensions: 3'- 9" H x 2' - 5" W x 3" D

Location: Parking. Primary Pedestrian circulation perpendicular to the main Pedestrian traffic flow.

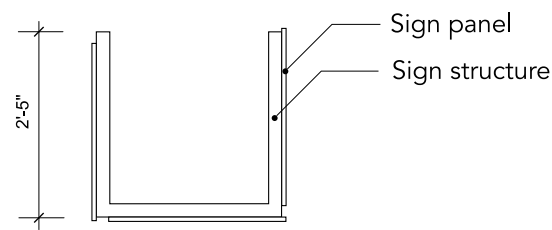
Material: Seamless fabricated aluminum sign structure with removable message and arrow panels.

Lettering:
1. English - Gotham Book - 2" Cap height
2. Spanish - Gotham Book - 1" Cap height

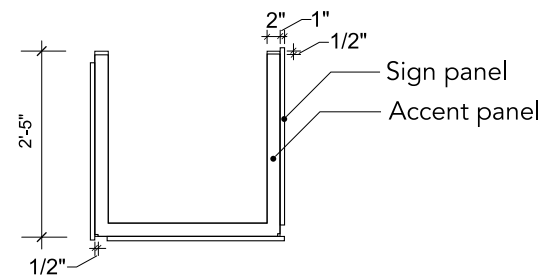
Symbology: Refer to Section 1- Graphics Standards

Colors: Refer to page 2-27.

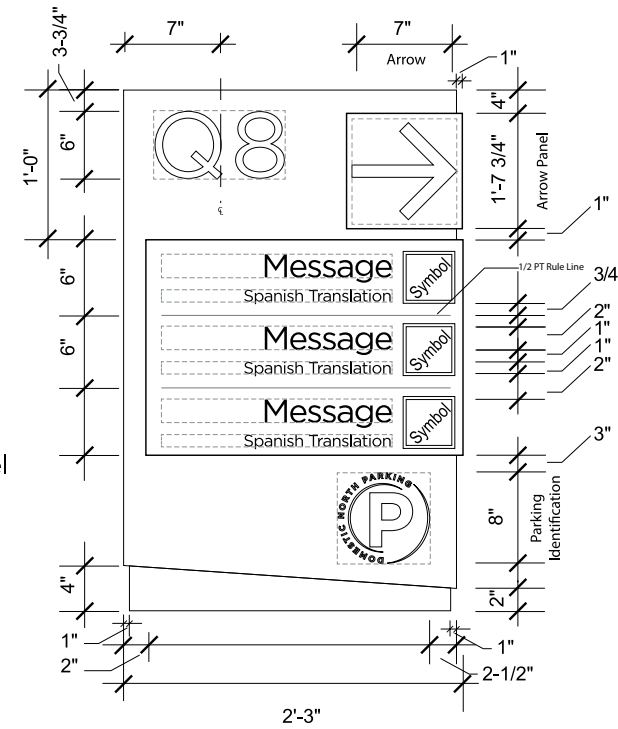
Graphics: N/A
Mounting: Column Mounted
Illuminations: Internal
Remarks: N/A



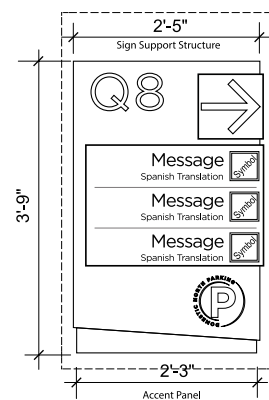
1 TOP VIEW
SCALE: 1/2" = 1'- 0"



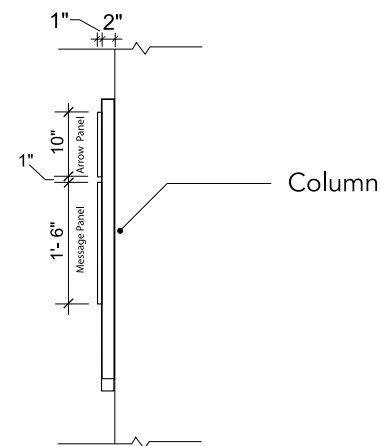
3 BOTTOM VIEW
SCALE: 1/2" = 1'- 0"



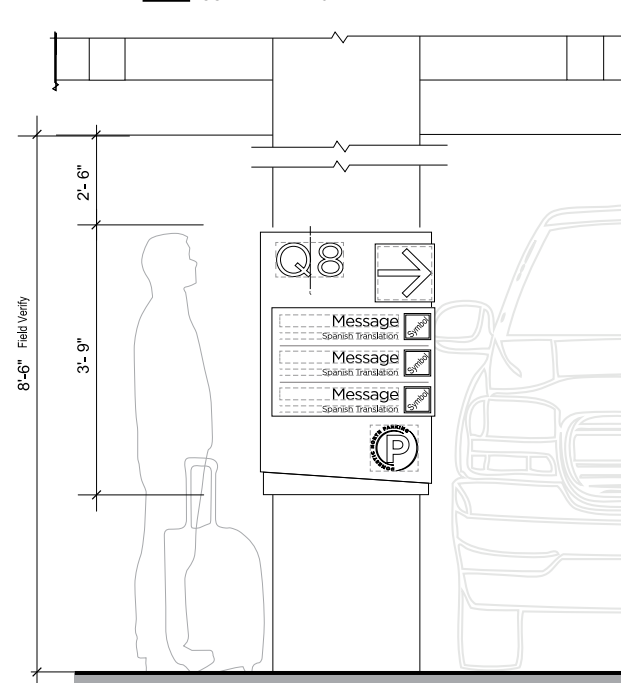
5 ELEVATION
SCALE: 1" = 1'- 0"



2 FRONT VIEW
SCALE: 1/2" = 1'- 0"



4 SIDE VIEW
SCALE: 1/2" = 1'- 0"

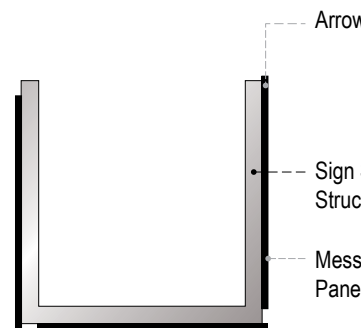


6 ELEVATION
SCALE: 1/2" = 1'- 0"

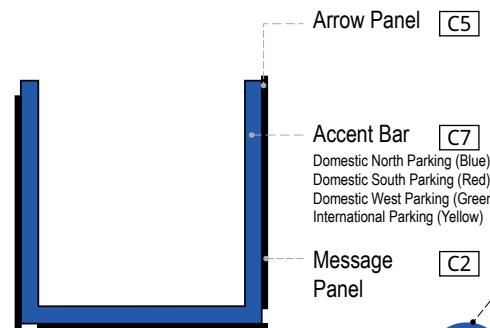
2.0 SIGN TYPES

#	REVISION	DATE
1	Updated	12/15/16
2	Updated	11/06/17

2.4 Sign Type Layouts - Pedestrian




1 SIGN FINISHES - TOP VIEW
SCALE: NTS

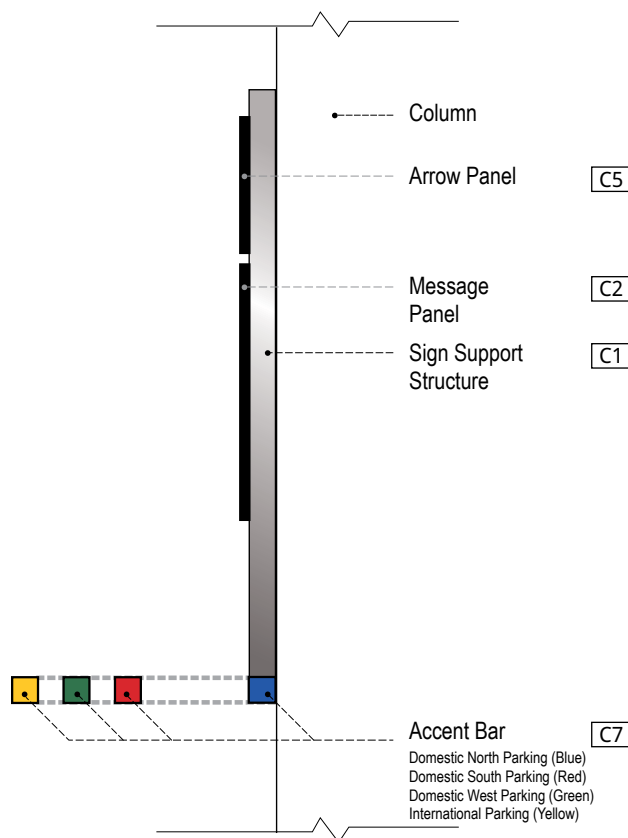


4 SIGN FINISHES - TOP VIEW
SCALE: NTS

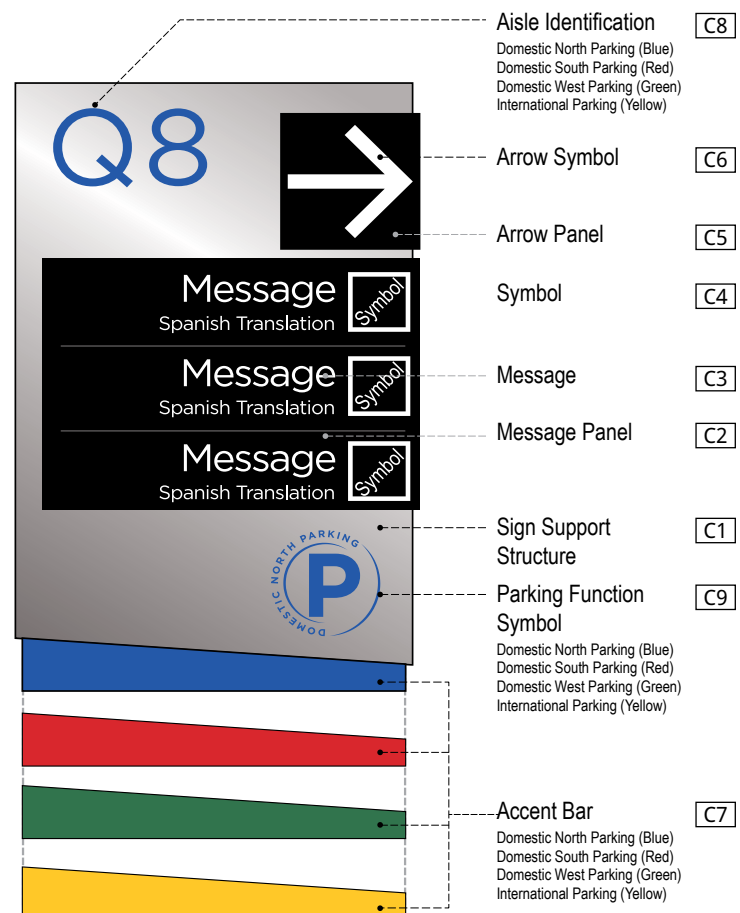
- Notes:
- Signs with directional messages to Domestic South Parking will utilize "red" accent bar (Pantone 1795) only.
 - Signs with directional messages to Domestic North Parking will utilize "blue" accent bar (Pantone 2935) only.
 - Signs with directional messages to Domestic West Parking will utilize "Green" accent bar (Pantone 3415) only.
 - Signs with directional messages to International Parking will utilize "yellow" accent bar (Pantone 123) only.
 - Colors are not interchangeable, and cannot be substituted.



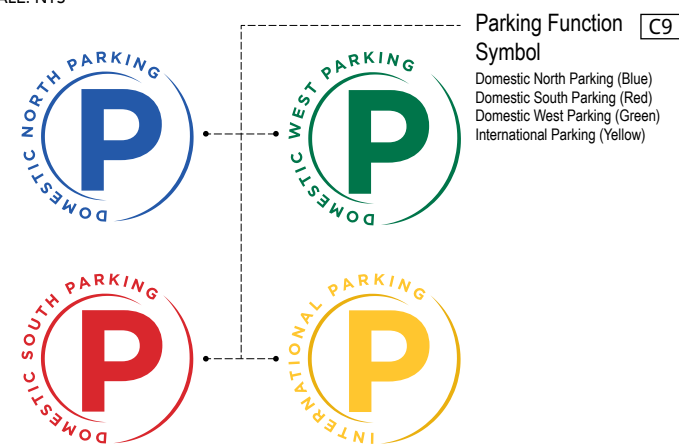
5 SIGN FINISHES - LETTERS
SCALE: NTS



2 SIGN FINISHES - END VIEW
SCALE: NTS



3 SIGN FINISHES - FRONT VIEW
SCALE: NTS



6 SIGN FINISHES - ICON
SCALE: NTS

- Colors cont'd.: [C9] Parking Function Symbol
- 1/8" Thick machine cut dimensional brushed aluminum laminate letters mounted onto 1/16" thick x 8" dia. brushed aluminum disc with corresponding assigned colors for:
 - Domestic South Parking - Pantone 1795 (Red)
 - Domestic North Parking - Pantone 2935 (Blue)
 - Domestic West Parking - Pantone 3415 (Green)
 - International Parking - Pantone 123 (Yellow)
 - All returns to have painted finish to match sign face
 - LED Internally Illuminated

- Graphics: N/A
Mounting: Column Mounted
Illuminations: Internal
Remarks: N/A

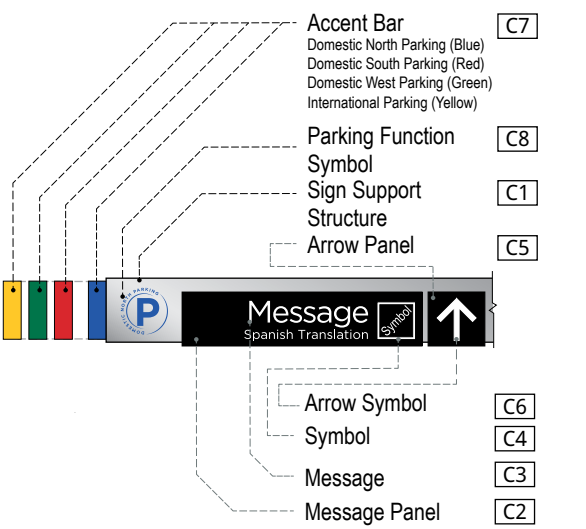
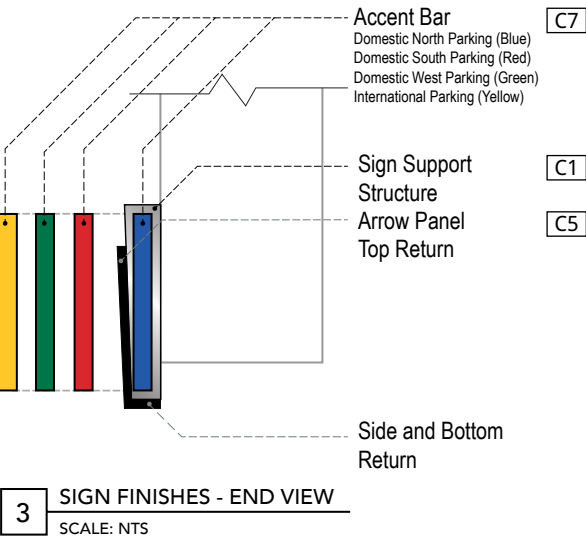
Directional ST-640

- Descriptions:** Primary Directional - Pedestrian
1 Directional / 3 Levels of Messaging / 1 Sided COLOR CALLOUTS ONLY
- Dimensions:** 3'- 9" H x 2' - 5" W x 3" D
- Location:** Parking. Primary Pedestrian circulation perpendicular to the main Pedestrian traffic flow.
- Material:** Seamless fabricated aluminum sign structure with removable message and arrow panels.
- Lettering:**
- English - Gotham Book - 2" Cap height
 - Spanish - Gotham Book - 1" Cap height
- Symbology:** Refer to Section 1- Graphics Standards
- Colors:**
- [C1] Sign Support Structure
 - Seamless fabricated .040 thick satin brushed aluminum
 - [C2] Message Panel
 - .25" thick White acrylic (Exterior Sign Grade Polycarbonate), overlaid with matte Black vinyl
 - [C3] Messages
 - English / Foreign Language
 - 3M Engineering grade reflective white vinyl
 - [C4] Symbols
 - 3M Engineering grade reflective white vinyl
 - [C5] Arrow Panel
 - .25" thick White acrylic (Exterior Sign Grade Polycarbonate), overlaid with matte Black vinyl.
 - [C6] Arrow Symbol
 - 3M Engineering grade reflective white vinyl
 - [C7] Accent Bars
 - .125" thick seamless fabricated acrylic with corresponding assigned colors for:
 - Domestic South Parking - Pantone 1795 (Red)
 - Domestic North Parking - Pantone 2935 (Blue)
 - Domestic West Parking - Pantone 3415 (Green)
 - International Parking - Pantone 123 (Yellow)
 - LED Internally illuminated
 - [C8] Aisle Identification
 - Electronically cut out overlay with corresponding assigned colors for:
 - Domestic South Parking - Pantone 1795 (Red)
 - Domestic North Parking - Pantone 2935 (Blue)
 - Domestic West Parking - Pantone 3415 (Green)
 - International Parking - Pantone 123 (Yellow)
 - LED Internally illuminated.

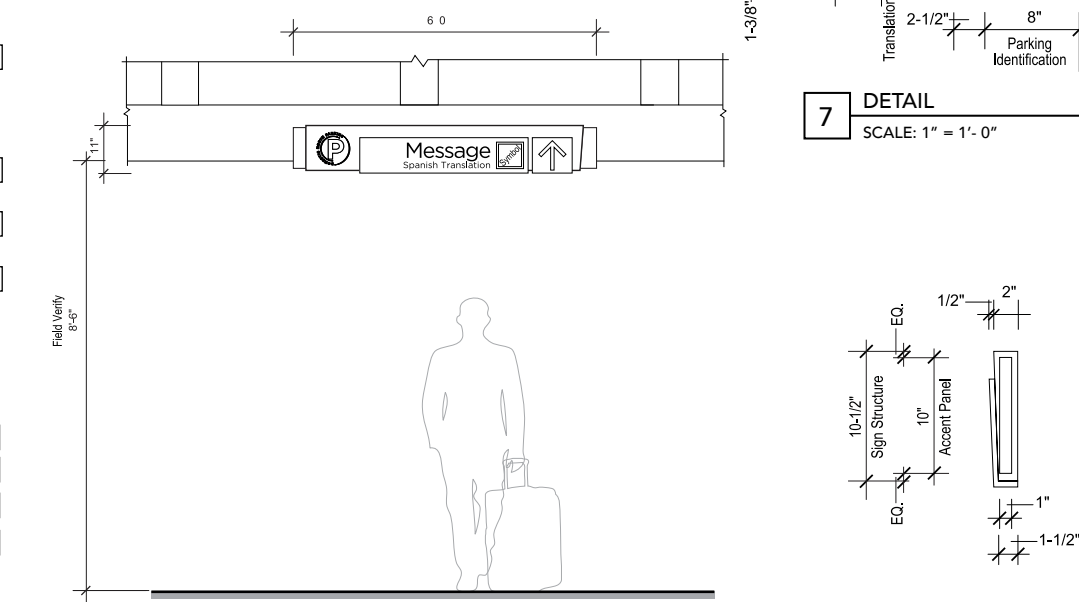
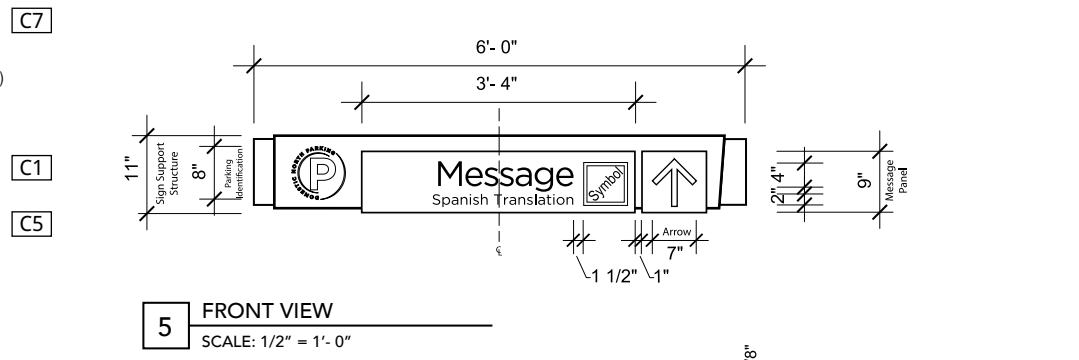
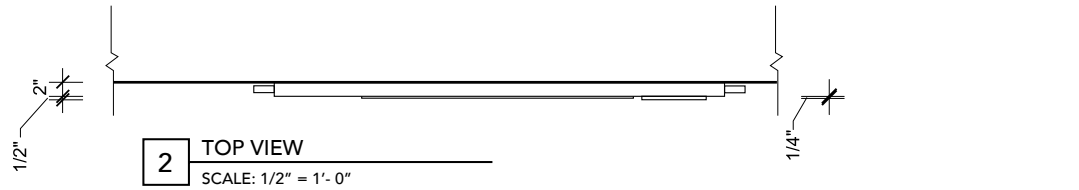
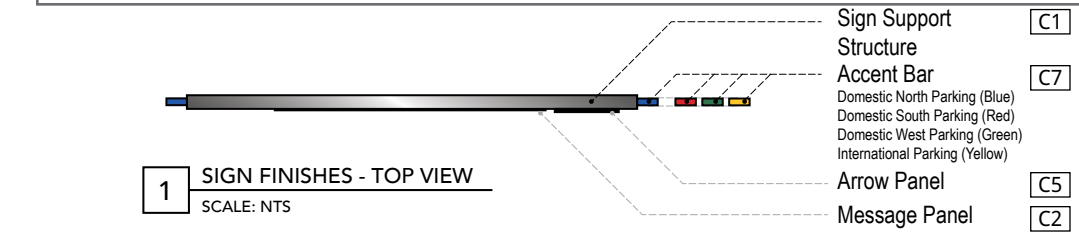
2.0 SIGN TYPES

#	REVISION	DATE
1	Updated	12/15/16
2	Updated	11/06/17

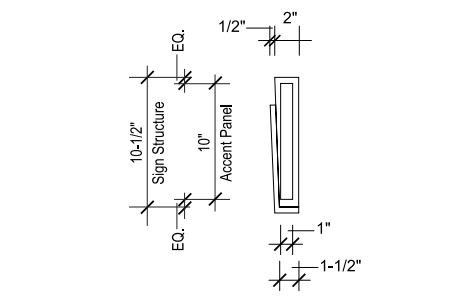
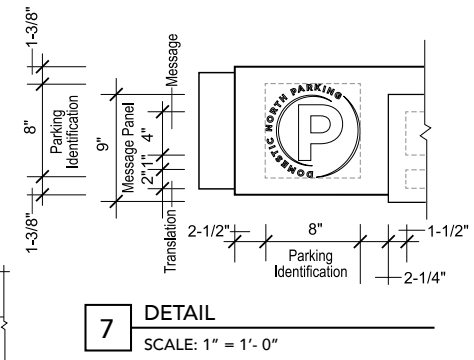
2.4 Sign Type Layouts - Pedestrian



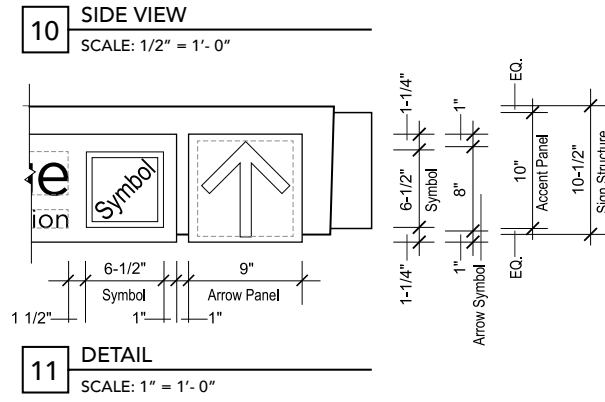
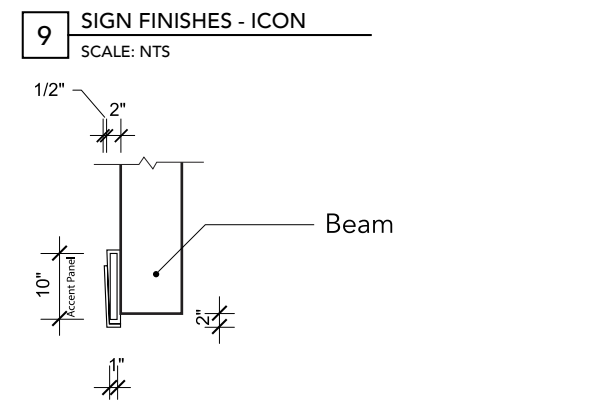
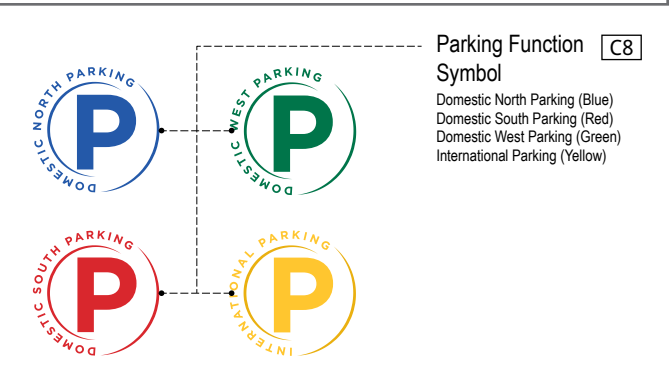
4 SIGN FINISHES - FRONT VIEW
SCALE: NTS



6 ELEVATION
SCALE: 1/2" = 1'-0"



8 DETAIL
SCALE: 1" = 1'-0"



Colors cont'd:

- All returns to have painted finish to match sign face
- LED Internally Illuminated

Graphics: N/A
Mounting: Beam Mounted
Illuminations: Internal
Remarks: N/A

Notes:

1. Signs with directional messages to Domestic South Parking will utilize "red" accent bar (Pantone 1795) only.
2. Signs with directional messages to Domestic North Parking will utilize "blue" accent bar (Pantone 2935) only.
3. Signs with directional messages to Domestic West Parking will utilize "Green" accent bar (Pantone 3415) only.
4. Signs with messages for International Parking will utilize "yellow" accent bar (Pantone 123) only.
5. Colors are not interchangeable, and cannot be substituted.

Directional ST-642

Descriptions: Primary Directional - Pedestrian
1 Directional / 1 Level of Messaging / 1 Sided

Dimensions: 11" H x 6' - 0" W x 2 1/2" D

Location: Parking. Primary Pedestrian circulation perpendicular to the main pedestrian traffic flow.

Material: Seamless fabricated aluminum sign structure with removable message and arrow panels.

Lettering:
1. English - Gotham Book - 4" Cap height
2. Spanish - Gotham Book - 2" Cap height

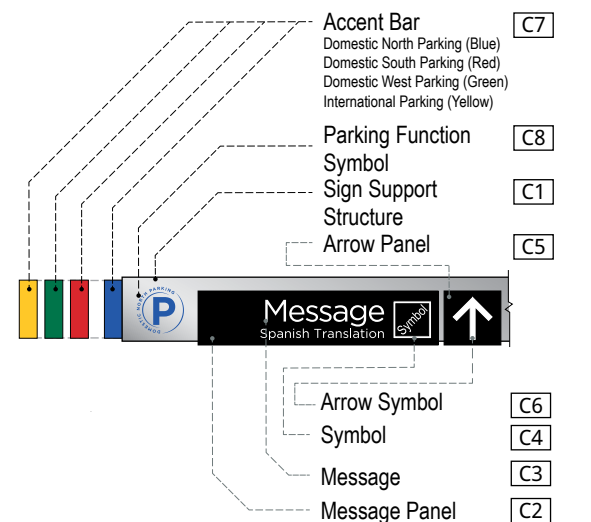
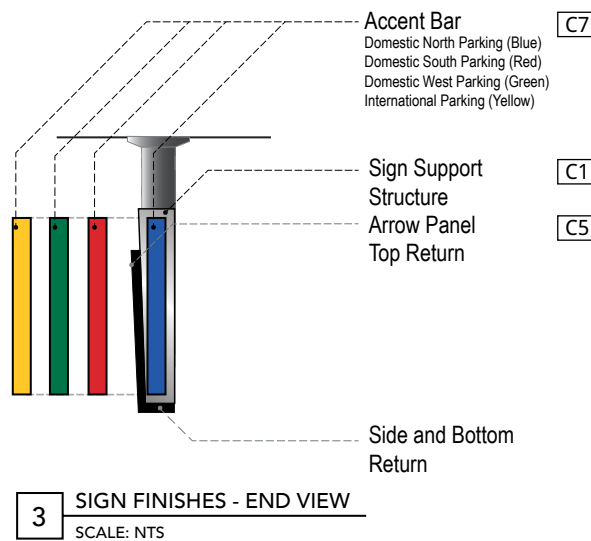
Symbology: Refer to Section 1- Graphics Standards

- Colors:**
- [C1] Sign Support Structure
 - Seamless fabricated .040 thick satin brushed aluminum
 - [C2] Message Panel
 - .25" thick White acrylic (Exterior Sign Grade Polycarbonate), overlaid with matte Black vinyl.
 - [C3] Messages
 - 3M Engineering grade reflective white vinyl
 - [C4] Symbols
 - 3M Engineering grade reflective white vinyl
 - [C5] Arrow Panel
 - .25" thick White acrylic (Exterior Sign Grade Polycarbonate), overlaid with matte Black vinyl.
 - [C6] Arrow Symbol
 - 3M Engineering grade reflective white vinyl
 - [C7] Accent Bars
 - .125" thick seamless fabricated acrylic.
 - Internally illuminated.
 - Accent Bar colors:
 - Domestic South Parking - Pantone 1795 (Red)
 - Domestic North Parking - Pantone 2935 (Blue)
 - Domestic West Parking - Pantone 3415 (Green)
 - International Parking - Pantone 123 (Yellow)
 - LED Internally illuminated
 - [C8] Parking Function Symbol
 - 1/8" Thick machine cut dimensional brushed aluminum laminate letters mounted onto 1/16" thick x 8" dia. brushed aluminum disc with corresponding assigned colors for:
 - Domestic South Parking - Pantone 1795 (Red)
 - Domestic North Parking - Pantone 2935 (Blue)
 - Domestic West Parking - Pantone 3415 (Green)
 - International Parking - Pantone 123 (Yellow)

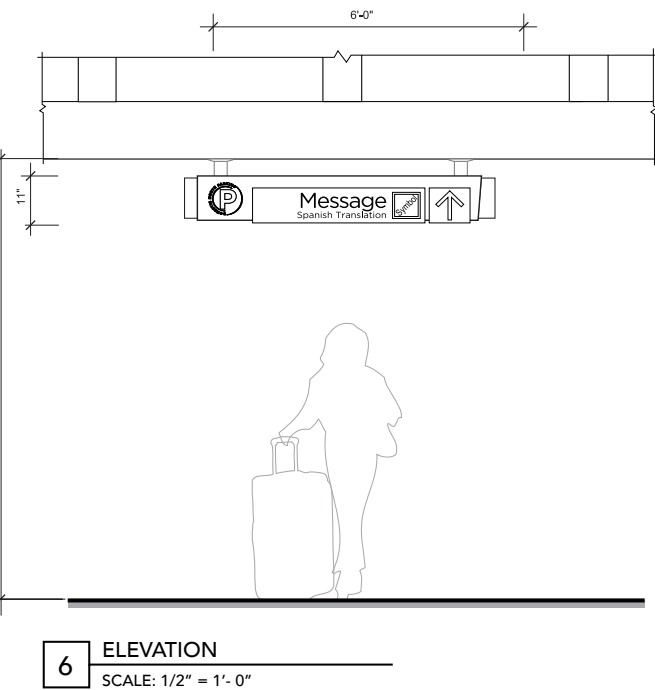
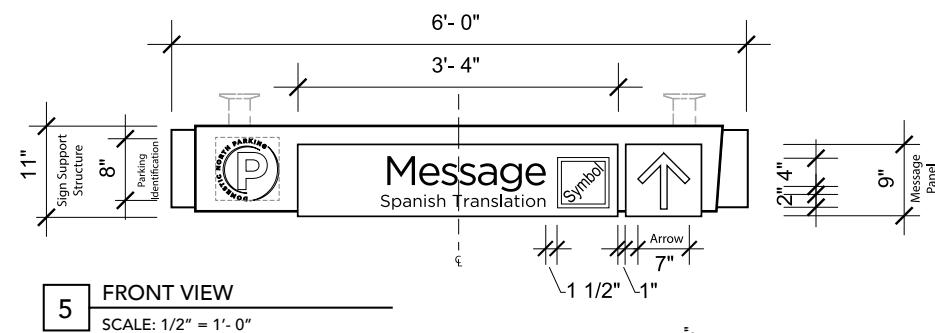
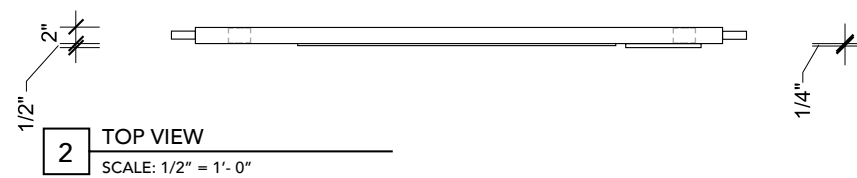
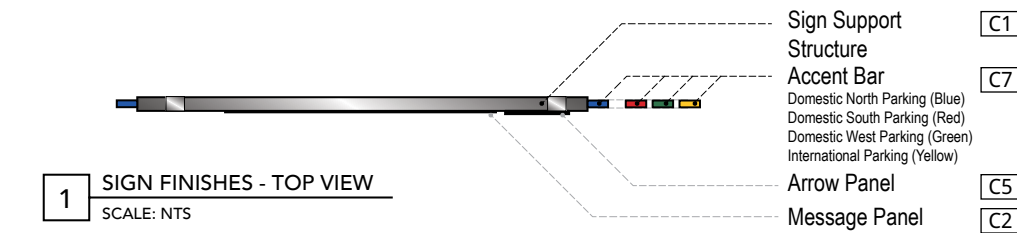
2.0 SIGN TYPES

#	REVISION	DATE
1	Updated	12/15/16
2	Updated	11/06/17

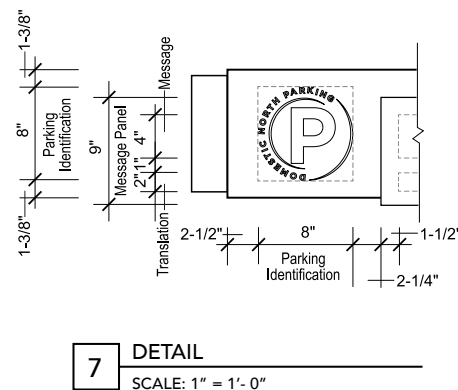
2.4 Sign Type Layouts - Pedestrian



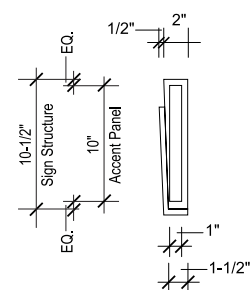
4 SIGN FINISHES - FRONT VIEW
SCALE: NTS



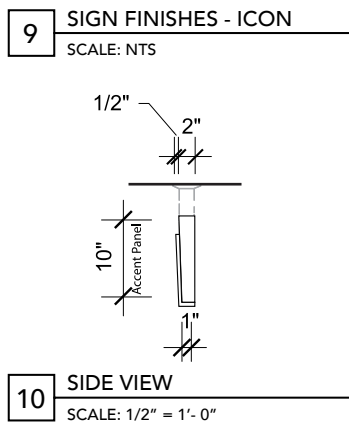
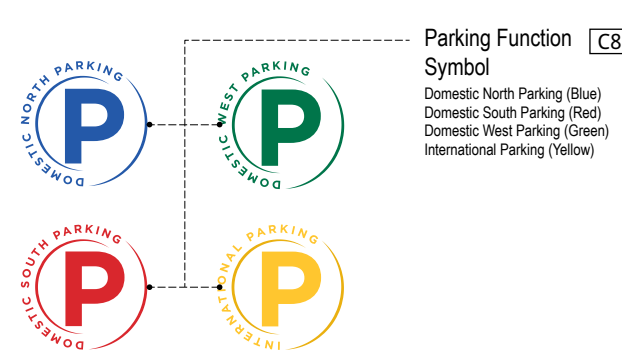
6 ELEVATION
SCALE: 1/2" = 1'-0"



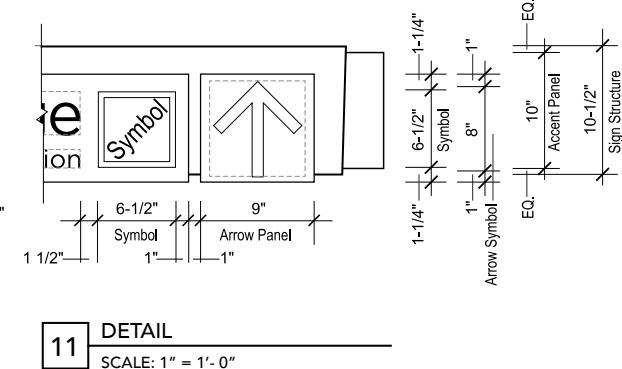
7 DETAIL
SCALE: 1" = 1'-0"



8 DETAIL
SCALE: 1" = 1'-0"



10 SIDE VIEW
SCALE: 1/2" = 1'-0"



11 DETAIL
SCALE: 1" = 1'-0"

Colors cont'd:

- All returns to have painted finish to match sign face
- LED Internally Illuminated

Graphics: N/A
Mounting: Beam Mounted
Illuminations: Internal
Remarks: N/A

Notes:

1. Signs with directional messages to Domestic South Parking will utilize "red" accent bar (Pantone 1795) only.
2. Signs with directional messages to Domestic North Parking will utilize "blue" accent bar (Pantone 2935) only.
3. Signs with directional messages to Domestic West Parking will utilize "Green" accent bar (Pantone 3415) only.
4. Signs with messages for International Parking will utilize "yellow" accent bar (Pantone 123) only.
5. Colors are not interchangeable, and cannot be substituted.

Directional **ST-644**

Descriptions: Primary Directional - Pedestrian
1 Directional / 1 Level of Messaging / 1 Sided

Dimensions: 11" H x 6' - 0" W x 2 1/2" D

Location: Parking. Primary Pedestrian circulation perpendicular to the main pedestrian traffic flow.

Material: Seamless fabricated aluminum sign structure with removable message and arrow panels.

Lettering:
1. English - Gotham Book - 4" Cap height
2. Spanish - Gotham Book - 2" Cap height

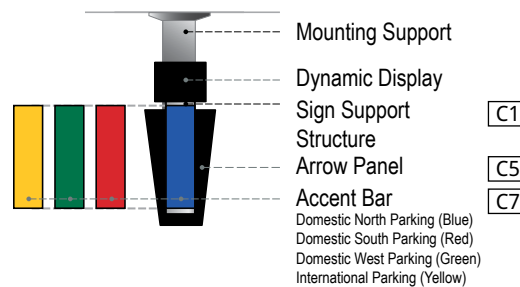
Symbology: Refer to Section 1- Graphics Standards

Colors:

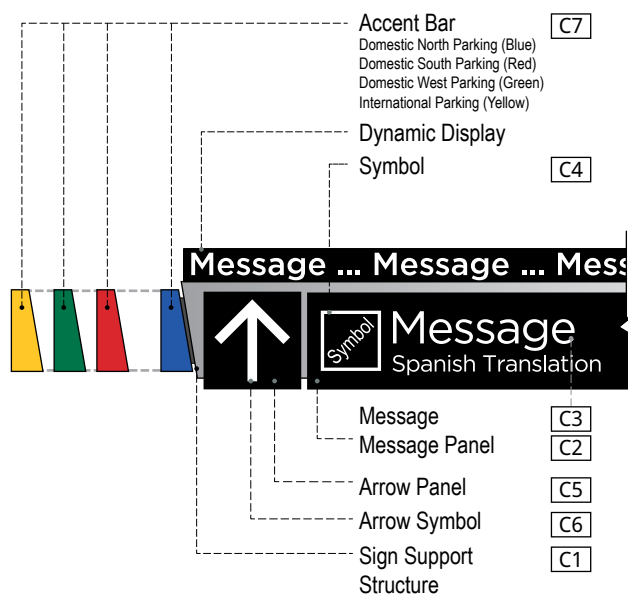
- C1** Sign Support Structure
 - Seamless fabricated .040 thick satin brushed aluminum
- C2** Message Panel
 - .25" thick White acrylic (Exterior Sign Grade Polycarbonate), overlaid with matte Black vinyl.
- C3** Messages
 - 3M Engineering grade reflective white vinyl
- C4** Symbols
 - 3M Engineering grade reflective white vinyl
- C5** Arrow Panel
 - .25" thick White acrylic (Exterior Sign Grade Polycarbonate), overlaid with matte Black vinyl.
- C6** Arrow Symbol
 - 3M Engineering grade reflective white vinyl
- C7** Accent Bars
 - .125" thick seamless fabricated acrylic.
 - Internally illuminated.
 - Accent Bar colors:
 - Domestic South Parking - Pantone 1795 (Red)
 - Domestic North Parking - Pantone 2935 (Blue)
 - Domestic West Parking - Pantone 3415 (Green)
 - International Parking - Pantone 123 (Yellow)
 - LED Internally illuminated
- C8** Parking Function Symbol
 - 1/8" Thick machine cut dimensional brushed aluminum laminate letters mounted onto 1/16" thick x 8" dia. brushed aluminum disc with corresponding assigned colors for:
 - Domestic South Parking - Pantone 1795 (Red)
 - Domestic North Parking - Pantone 2935 (Blue)
 - Domestic West Parking - Pantone 3415 (Green)
 - International Parking - Pantone 123 (Yellow)

2.0 SIGN TYPES

#	REVISION	DATE
1	Updated	12/15/16
2	Updated	11/06/17

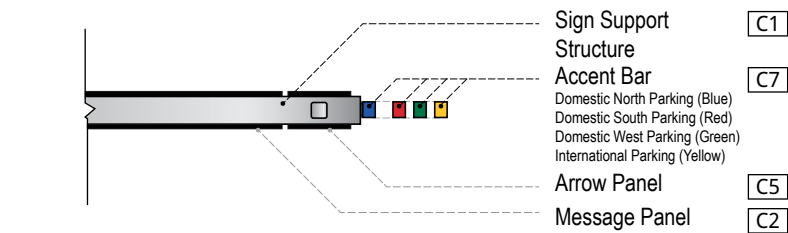


3 SIGN FINISHES - END VIEW
SCALE: NTS

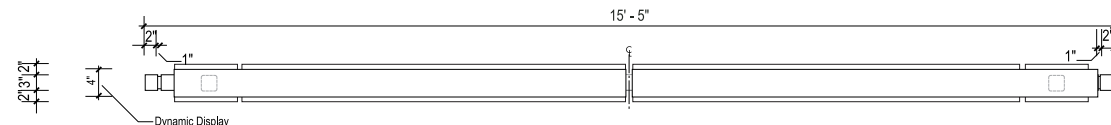


4 SIGN FINISHES - FRONT VIEW
SCALE: NTS

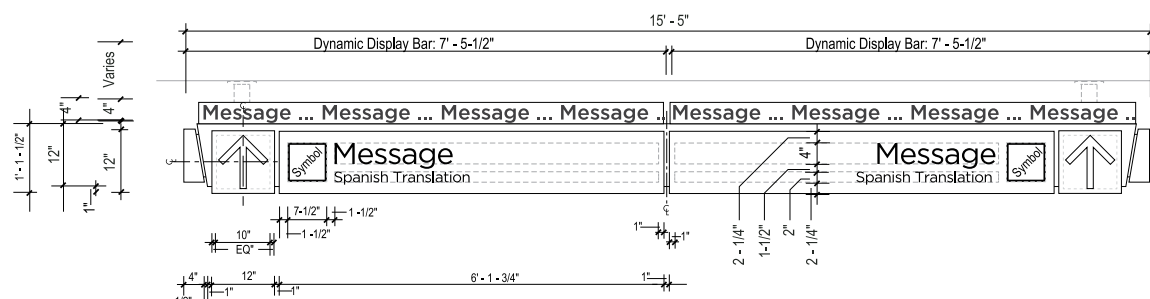
2.4 Sign Type Layouts - Pedestrian



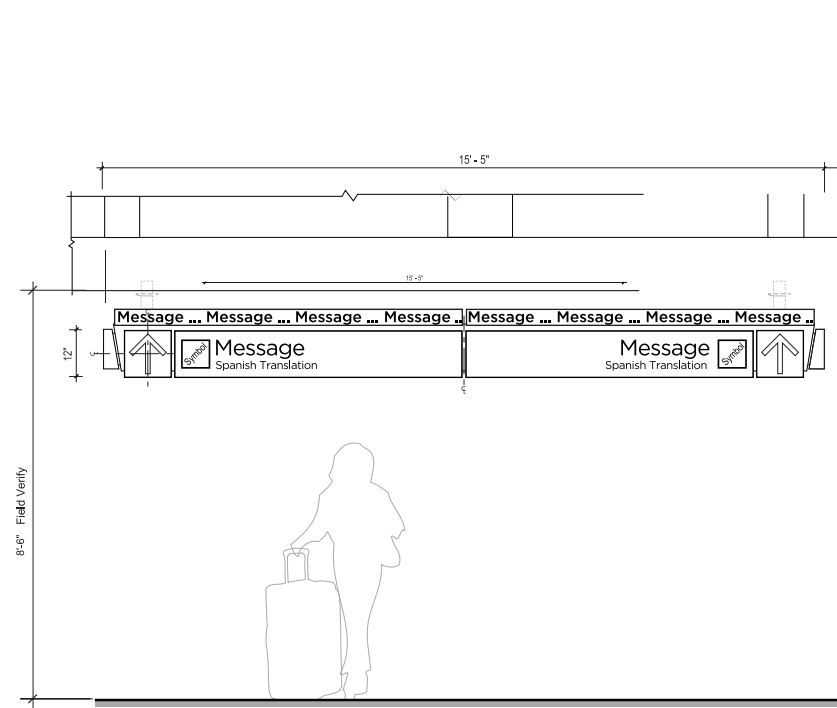
1 SIGN FINISHES - TOP VIEW
SCALE: NTS



2 TOP VIEW
SCALE: 1/2" = 1'-0"

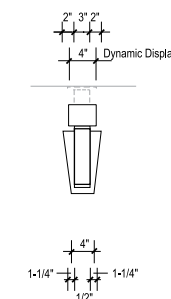


5 FRONT VIEW
SCALE: 1/2" = 1'-0"

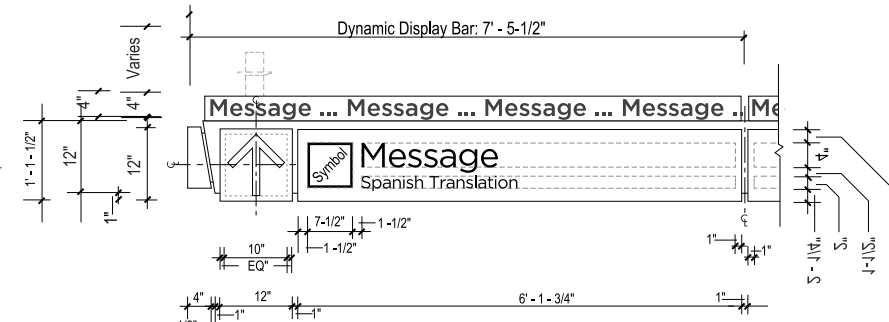


6 ELEVATION
SCALE: 1/2" = 1'-0"

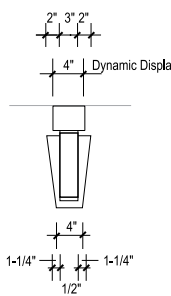
- Notes:
1. Signs with directional messages to Domestic South Parking will utilize "red" accent bar (Pantone 1795) only.
 2. Signs with directional messages to Domestic North Parking will utilize "blue" accent bar (Pantone 2935) only.
 3. Signs with directional messages to Domestic West Parking will utilize "Green" accent bar (Pantone 3415) only.
 4. Signs with messages for International Parking will utilize "yellow" accent bar (Pantone 123) only.
 5. Colors are not interchangeable, and cannot be substituted.



7 SIDE VIEW
SCALE: 1/2" = 1'-0"



8 DETAIL
SCALE: 1" = 1'-0"



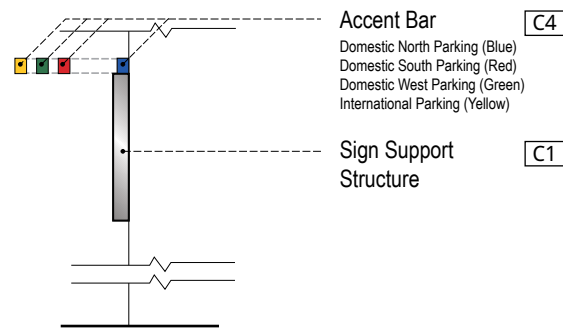
9 DETAIL
SCALE: 1" = 1'-0"

Directional ST-646

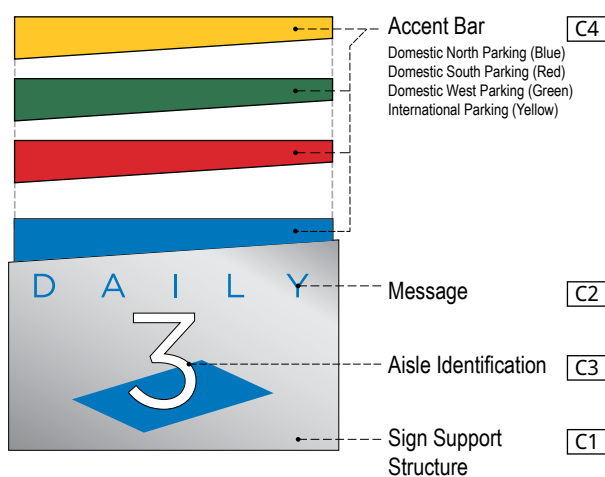
- Descriptions:** Primary Directional - Pedestrian
2 Directional / 1 Level of Messaging / 2 Sided
- Dimensions:** 1' - 1 1/2" H x 15' - 5" W x 7" D
Dynamic panel dimensions: 0' - 4" H x 7' - 5-1/2" W x 0' - 4" D
- Location:** Parking. Primary Pedestrian circulation perpendicular to the main pedestrian traffic flow.
- Material:** Seamless fabricated aluminum sign structure with removable message and arrow panels.
- Lettering:** 1. English - Gotham Book - 4" Cap height
2. Spanish - Gotham Book - 2" Cap height
- Symbology:**
- Colors:** Refer to Section 1- Graphics Standards
- C1 • Sign Support Structure
- Seamless fabricated .040 thick satin brushed aluminum
 - C2 • Message Panel
- .25" thick White acrylic (Exterior Sign Grade Polycarbonate), overlaid with matte Black vinyl.
 - C3 • Messages
- 3M Engineering grade reflective white vinyl
 - C4 • Symbols
- 3M Engineering grade reflective white vinyl
 - C5 • Arrow Panel
- .25" thick White acrylic (Exterior Sign Grade Polycarbonate), overlaid with matte Black vinyl.
 - C6 • Arrow Symbol
- 3M Engineering grade reflective white vinyl
 - C7 • Accent Bars
- .125" thick seamless fabricated acrylic.
- Internally illuminated.
- Accent Bar colors:
Domestic South Parking - Pantone 1795 (Red)
Domestic North Parking - Pantone 2935 (Blue)
Domestic West Parking - Pantone 3415 (Green)
International Parking - Pantone 123 (Yellow)
- LED Internally illuminated
- Graphics:** N/A
Mounting: Ceiling Suspended
Illuminations: Internal
Remarks: N/A

2.0 SIGN TYPES

#	REVISION	DATE
1	Updated	12/15/16
2	Updated	11/06/17

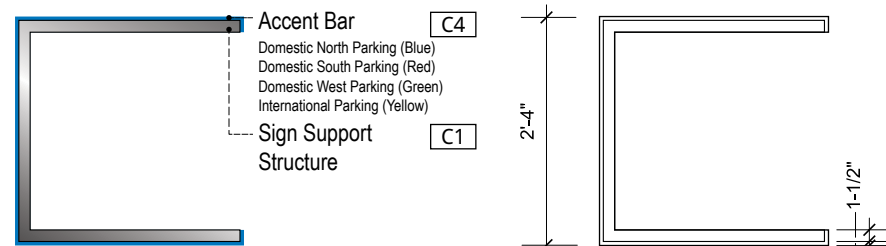


2 SIGN FINISHES - END VIEW
SCALE: NTS




3 SIGN FINISHES - FRONT VIEW
SCALE: NTS

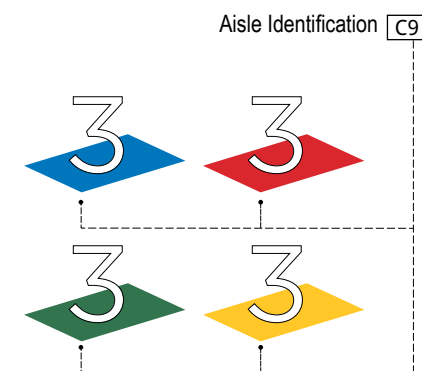
2.4 Sign Type Layouts - Pedestrian



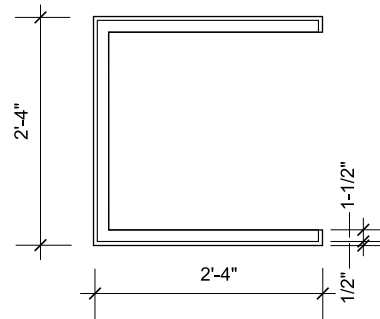
1 SIGN FINISHES - TOP VIEW
SCALE: NTS



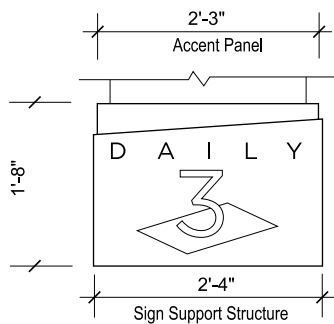
4 SIGN FINISHES - LETTERS
SCALE: NTS



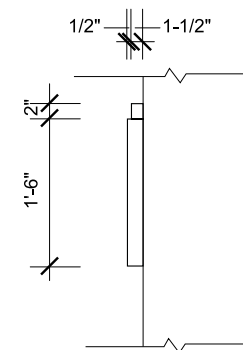
5 SIGN FINISHES - ICON
SCALE: NTS



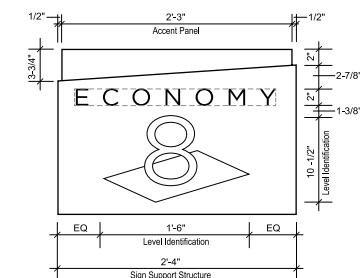
6 TOP VIEW
SCALE: 1/2" = 1'-0"



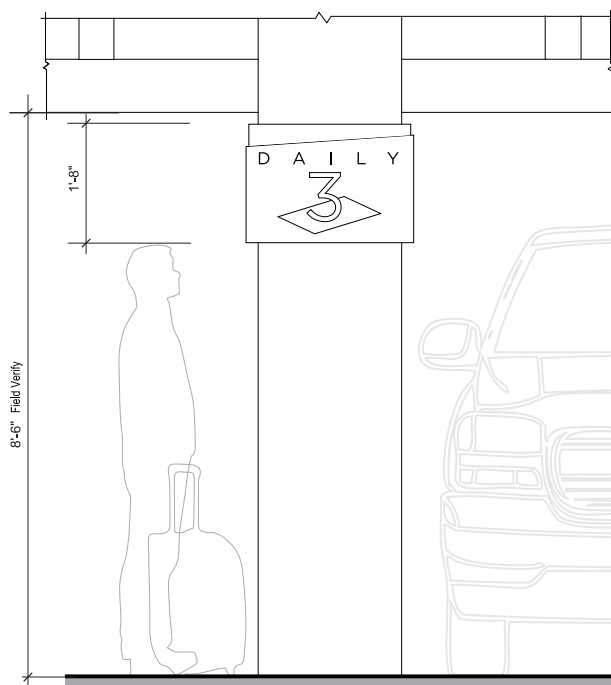
7 FRONT VIEW
SCALE: 1/2" = 1'-0"



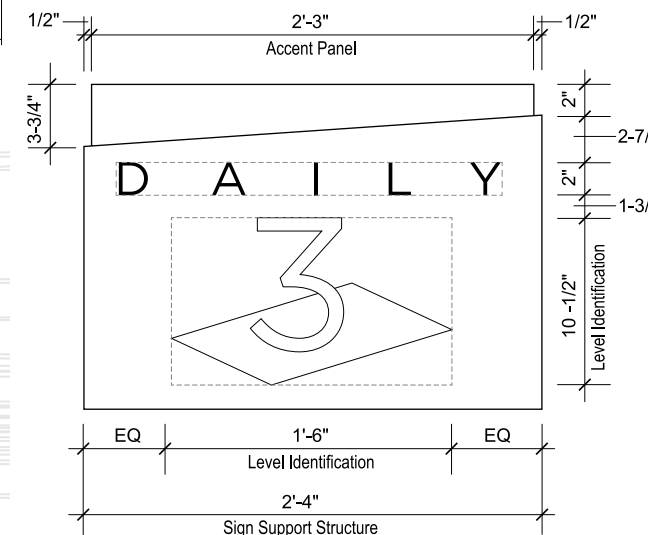
9 SIDE VIEW
SCALE: 1/2" = 1'-0"



10 FRONT VIEW
SCALE: 1/2" = 1'-0"



8 ELEVATION
SCALE: 1/2" = 1'-0"



11 DETAIL
SCALE: 1" = 1'-0"

- Notes:
1. Signs with directional messages to Domestic South Parking will utilize "red" accent bar (Pantone 1795) only.
 2. Signs with directional messages to Domestic North Parking will utilize "blue" accent bar (Pantone 2935) only.
 3. Signs with directional messages to Domestic West Parking will utilize "Green" accent bar (Pantone 3415) only.
 4. Signs with messages for International Parking will utilize "yellow" accent bar (Pantone 123) only.
 5. Colors are not interchangeable, and cannot be substituted.

Directional ST-650

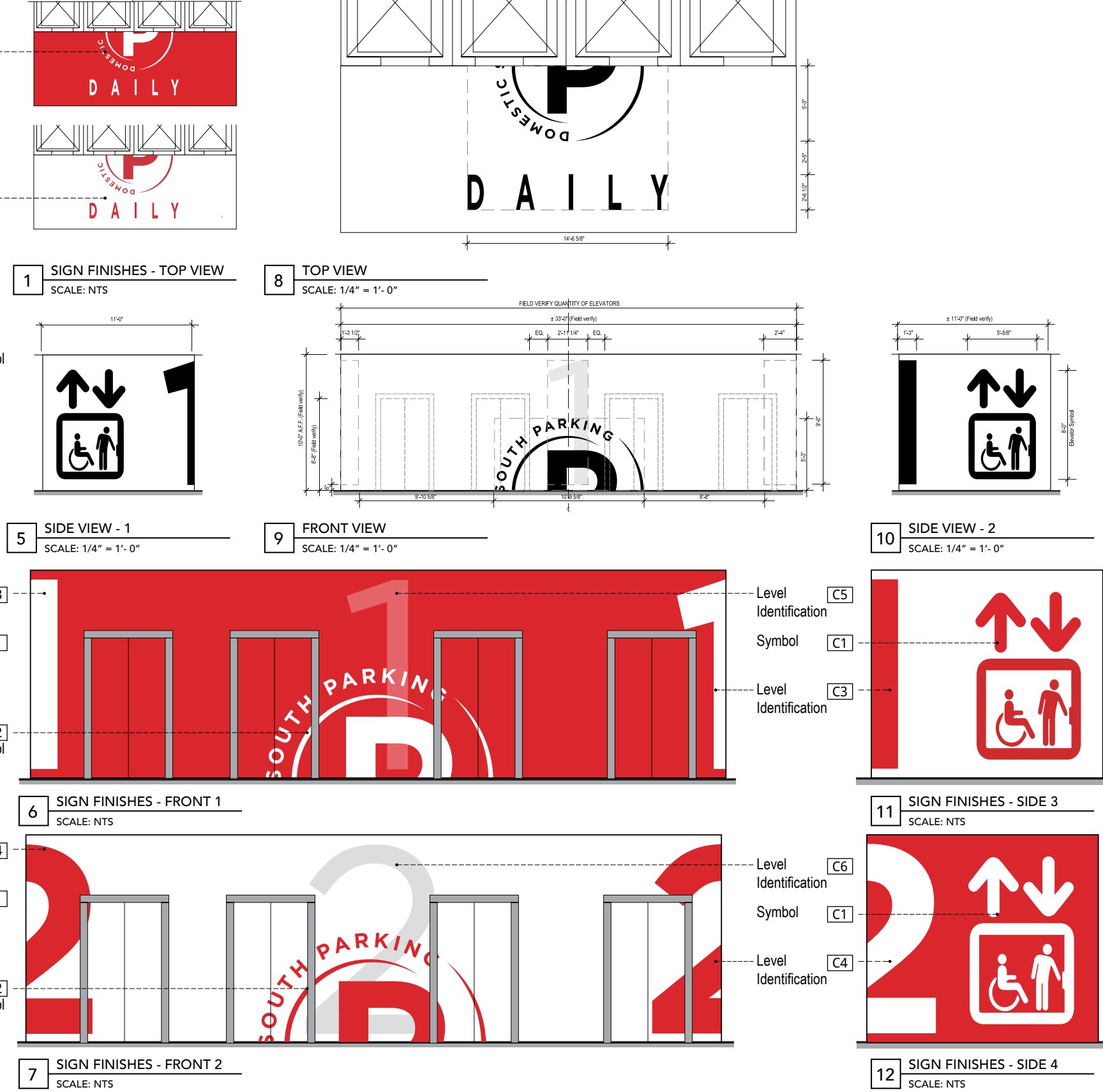
- Descriptions:** Primary Identification - Pedestrian
1 Level of Messaging / 1 Sided
- Dimensions:** 1'- 8" H x 2' - 5" W x 2" D
- Location:** Parking. Primary to circulation pathway.
- Material:** Seamless fabricated aluminum sign structure.
- Lettering:** Gotham Book
- Symbology:** Refer to Section 1- Graphics Standards
- Colors:**
- C1 • Sign Support Structure
 - Seamless fabricated .040 thick satin brushed aluminum
 - C2 • Messages
 - English
 - 3M Engineering grade reflective vinyl with corresponding assigned colors for:
 - Domestic South Parking - Pantone 1795 (Red)
 - Domestic North Parking - Pantone 2935 (Blue)
 - Domestic West Parking - Pantone 3415 (Green)
 - International Parking - Pantone 123 (Yellow)
 - C3 • Aisle Identification
 - Electronically cut out overlay with corresponding assigned colors for:
 - Domestic South Parking - Pantone 1795 (Red)
 - Domestic North Parking - Pantone 2935 (Blue)
 - Domestic West Parking - Pantone 3415 (Green)
 - International Parking - Pantone 123 (Yellow)
 - LED Internally illuminated.
 - C4 • Accent Bars
 - .125" thick seamless fabricated acrylic with corresponding assigned colors for:
 - Domestic South Parking - Pantone 1795 (Red)
 - Domestic North Parking - Pantone 2935 (Blue)
 - Domestic West Parking - Pantone 3415 (Green)
 - International Parking - Pantone 123 (Yellow)
 - LED Internally illuminated

Graphics: N/A
Mounting: Column Mounted
Illuminations: Internal
Remarks: N/A

2.0 SIGN TYPES

#	REVISION	DATE
1	Updated	12/15/16
2	Updated	11/06/17

2.4 Sign Type Layouts - Pedestrian



C2 Parking Function Symbol

Parking Function Symbol C2

Identification **ST-652**

- Descriptions:** Secondary Identification - Pedestrian
- Dimensions:** ±10'- 0" H x ±33'- 0" W. Field Verify.
- Location:** Domestic South Parking Elevator Banks.
- Material:** Surface Applied (TBD)
- Lettering:** Gotham Book / Bold
- Symbology:** Refer to Section 1- Graphics Standards
- Colors:**
- C1 • Symbols
 - Colors: Domestic South Parking: Levels 1, 3, 5, 7 - Pantone 1795 (Red) Levels 2, 4, 6, 8 - White
 - C2 • Parking Function Symbol
 - Colors: Domestic South Parking: Levels 1, 3, 5, 7 - White Levels 2, 4, 6, 8 - Pantone 1795 (Red)
 - C3 • Level Identification - Primary
 - Levels 1, 3, 5, 7
 - Colors Front: White
 - Colors Sides: Domestic South Parking - Pantone 1795 (Red)
 - C4 • Level Identification - Primary
 - Levels 2, 4, 6, 8
 - Colors Front: Domestic South Parking - Pantone 1795 (Red)
 - Colors Sides: White
 - C5 • Level Identification - Secondary
 - Levels 1, 3, 5, 7
 - Colors: Domestic South Parking - Pantone 178 (Red)
 - C6 • Level Identification - Secondary
 - Levels 2, 4, 6, 8
 - Color: Domestic South Parking - Pantone 420 (Grey)

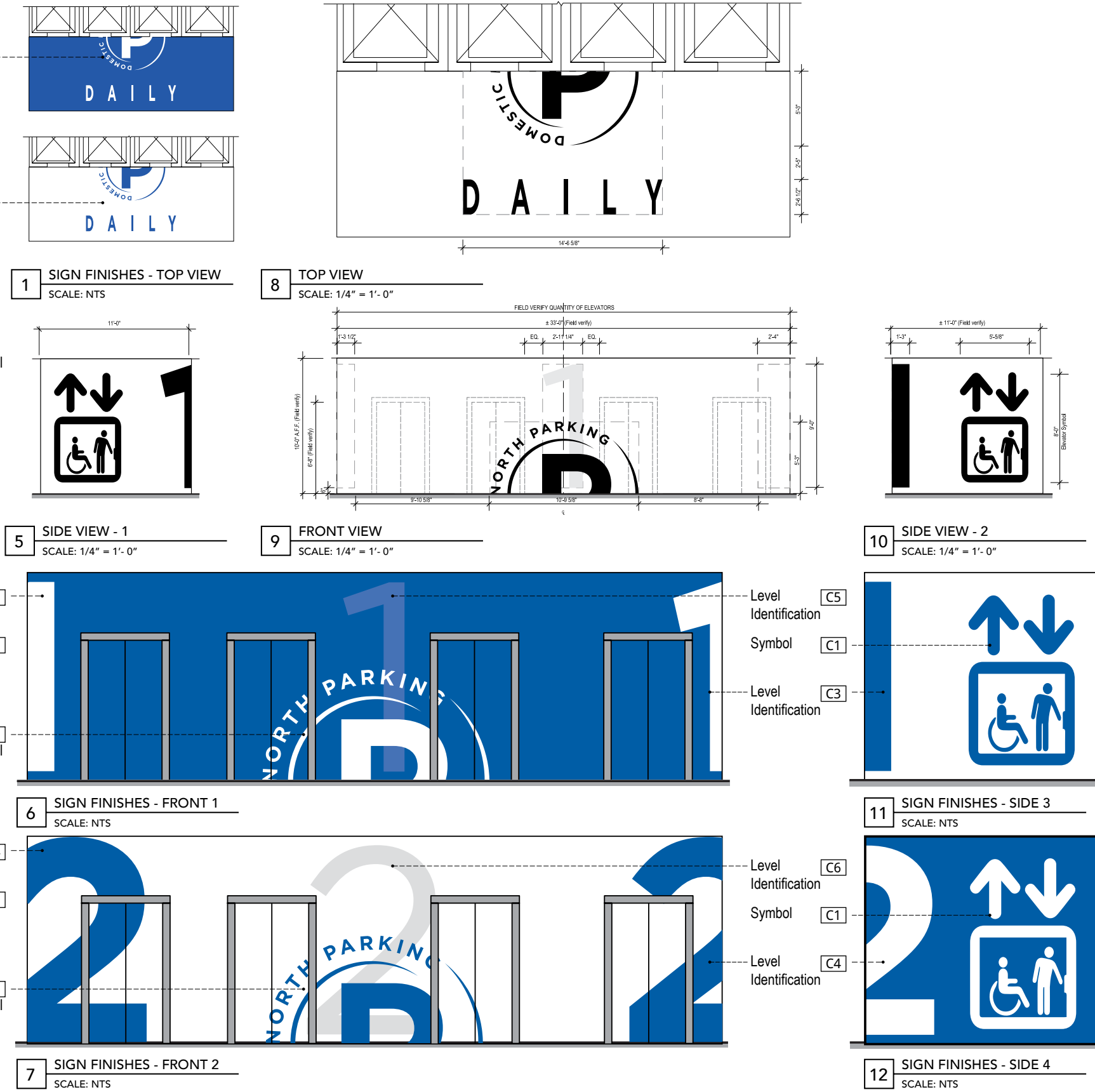
Graphics: N/A
Mounting: Surface Application
Illuminations: None
Remarks: N/A

Notes:
 1. Identification signs to Domestic South Parking will utilize "red" accent color (Pantone 1795) only.
 2. Colors are not interchangeable, and cannot be substituted.

2.0 SIGN TYPES

#	REVISION	DATE
1	Updated	12/15/16
2	Updated	11/06/17

2.4 Sign Type Layouts - Pedestrian



Identification **ST-652**

Descriptions: Secondary Identification - Pedestrian

Dimensions: ±10'- 0" H x ±33'- 0" W. Field Verify.

Location: Domestic North Parking Elevator Banks.

Material: Surface Applied (TBD)

Lettering: Gotham Book / Bold

Symbology: Refer to Section 1- Graphics Standards

Colors:

- [C1] • Symbols**
 - Colors: Domestic North Parking: Levels 1, 3, 5, 7 - Pantone 2935 (Blue) Levels 2, 4, 6, 8 - White
- [C2] • Parking Function Symbol**
 - Colors: Domestic North Parking: Levels 1, 3, 5, 7 - White Levels 2, 4, 6, 8 - Pantone 2935 (Blue)
- [C3] • Level Identification - Primary**
 - Levels 1, 3, 5, 7
 - Colors Front: White
 - Colors Sides: Domestic North Parking - Pantone 2935 (Blue)
- [C4] • Level Identification - Primary**
 - Levels 2, 4, 6, 8
 - Colors Front: Domestic North Parking - Pantone 2935 (Blue)
 - Colors Sides: White
- [C5] • Level Identification - Secondary**
 - Levels 1, 3, 5, 7
 - Colors: Domestic North Parking - Pantone 2925 (Blue)
- [C6] • Level Identification - Secondary**
 - Levels 2, 4, 6, 8
 - Color: Domestic North Parking - Pantone 420 (Grey)

Graphics: N/A
Mounting: Surface Application
Illuminations: None
Remarks: N/A

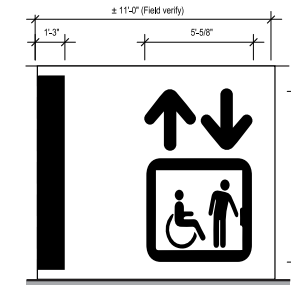
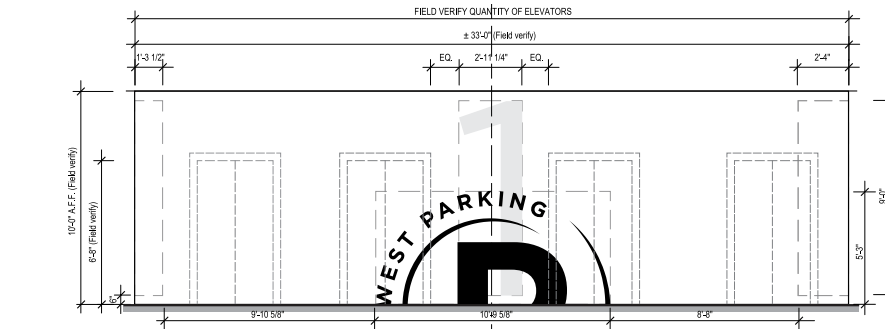
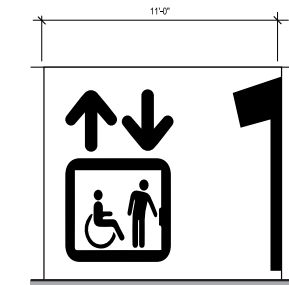

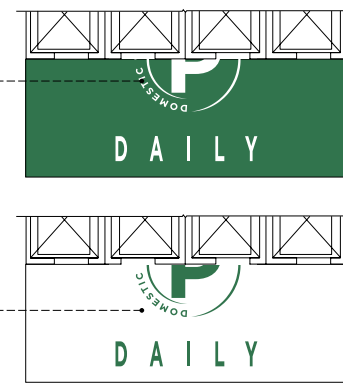
Notes:

1. Identification signs to Domestic North Parking will utilize "blue" accent color (Pantone 2935) only.
2. Colors are not interchangeable, and cannot be substituted.

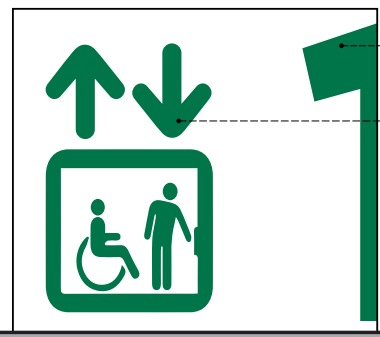
2.0 SIGN TYPES

#	REVISION	DATE
1	Updated	12/15/16
2	Updated	11/06/17

2.4 Sign Type Layouts - Pedestrian



2 SIGN FINISHES - ICON
SCALE: NTS

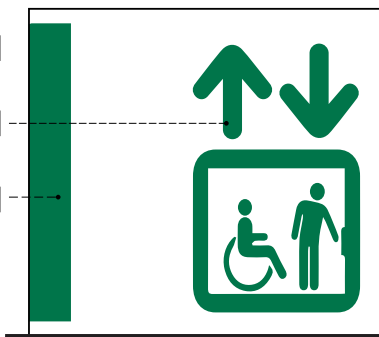


5 SIDE VIEW - 1
SCALE: 1/4" = 1'-0"




9 FRONT VIEW
SCALE: 1/4" = 1'-0"

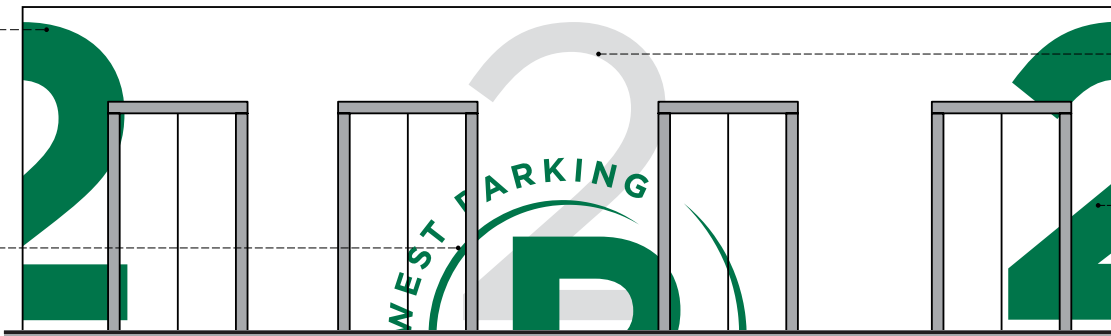
10 SIDE VIEW - 2
SCALE: 1/4" = 1'-0"



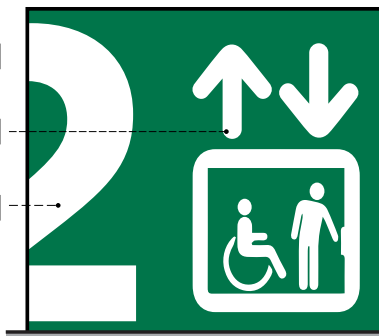
3 SIGN FINISHES - SIDE 1
SCALE: NTS



6 SIGN FINISHES - FRONT 1
SCALE: NTS



11 SIGN FINISHES - SIDE 3
SCALE: NTS



4 SIGN FINISHES - SIDE 2
SCALE: NTS



7 SIGN FINISHES - FRONT 2
SCALE: NTS

12 SIGN FINISHES - SIDE 4
SCALE: NTS



C2 Parking Function Symbol

Parking Function Symbol C2

Level Identification C3

Symbol C1

Parking Function Symbol C2

Level Identification C4

Symbol C1

Parking Function Symbol C2

Level Identification C5

Symbol C1

Level Identification C3

Level Identification C6

Symbol C1

Level Identification C4

Identification ST-652

- Descriptions:** Secondary Identification - Pedestrian
- Dimensions:** ±10'- 0" H x ±33'- 0" W. Field Verify.
- Location:** Domestic West Parking Elevator Banks.
- Material:** Surface Applied (TBD)
- Lettering:** Gotham Book / Bold
- Symbology:** Refer to Section 1- Graphics Standards
- Colors:**
- C1 • Symbols
 - Colors: Domestic West Parking: Levels 1, 3, 5, 7 - Pantone 3415 (Green) Levels 2, 4, 6, 8 - White
 - C2 • Parking Function Symbol
 - Colors: Domestic West Parking: Levels 1, 3, 5, 7 - White Levels 2, 4, 6, 8 - Pantone 3415 (Green)
 - C3 • Level Identification - Primary
 - Levels 1, 3, 5, 7
 - Colors Front: White
 - Colors Sides: Domestic West Parking - Pantone 3415 (Green)
 - C4 • Level Identification - Primary
 - Levels 2, 4, 6, 8
 - Colors Front: Domestic West Parking - Pantone 3415 (Green)
 - Colors Sides: White
 - C5 • Level Identification - Secondary
 - Levels 1, 3, 5, 7
 - Colors: Domestic West Parking - Pantone 3415 (Green) at 85%
 - C6 • Level Identification - Secondary
 - Levels 2, 4, 6, 8
 - Color: Domestic West Parking - Pantone 420 (Grey)

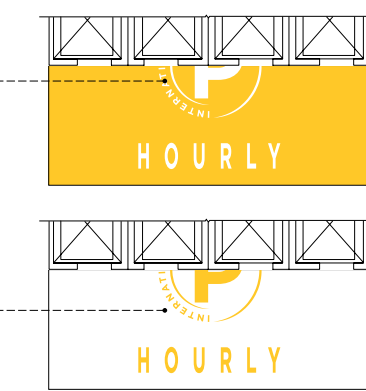
Graphics: N/A
Mounting: Surface Application
Illuminations: None
Remarks: N/A

Notes:
 1. Identification signs to Domestic West Parking will utilize "green" accent color (Pantone 3415) only.
 2. Colors are not interchangeable, and cannot be substituted.


2.0 SIGN TYPES

#	REVISION	DATE
1	Updated	12/15/16
2	Updated	11/06/17

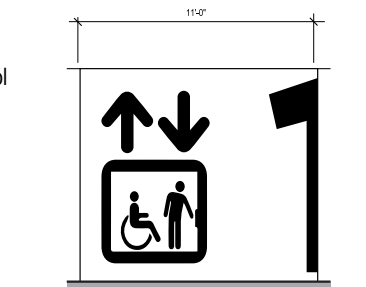
2.4 Sign Type Layouts - Pedestrian



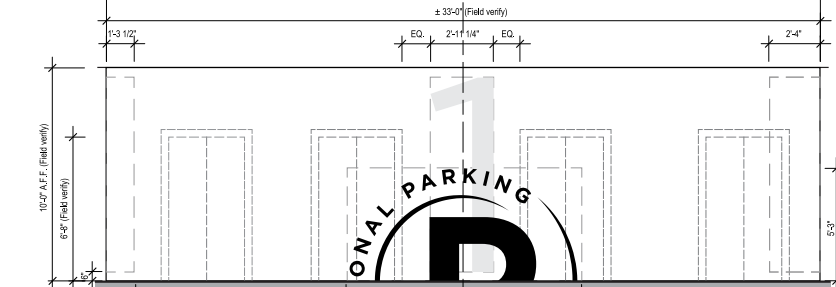
1 SIGN FINISHES - TOP VIEW
SCALE: NTS



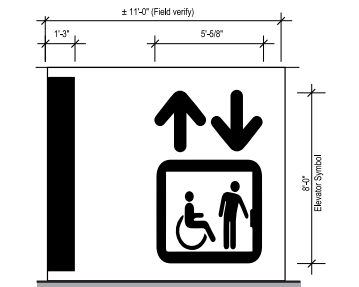
8 TOP VIEW
SCALE: 1/4" = 1'-0"



5 SIDE VIEW - 1
SCALE: 1/4" = 1'-0"



9 FRONT VIEW
SCALE: 1/4" = 1'-0"

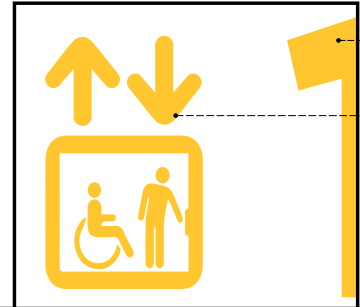


10 SIDE VIEW - 2
SCALE: 1/4" = 1'-0"



C2 Parking Function Symbol
C2 Parking Function Symbol

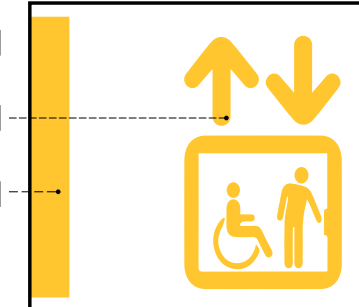
2 SIGN FINISHES - ICON
SCALE: NTS



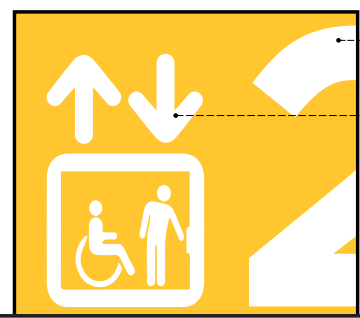
3 SIGN FINISHES - SIDE 1
SCALE: NTS



6 SIGN FINISHES - FRONT 1
SCALE: NTS



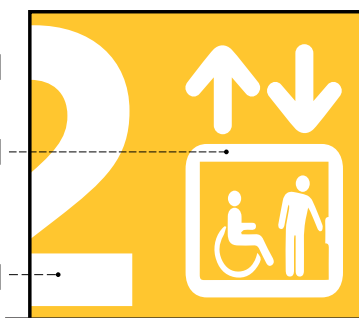
11 SIGN FINISHES - SIDE 3
SCALE: NTS



4 SIGN FINISHES - SIDE 2
SCALE: NTS



7 SIGN FINISHES - FRONT 2
SCALE: NTS



12 SIGN FINISHES - SIDE 4
SCALE: NTS

Identification ST-652

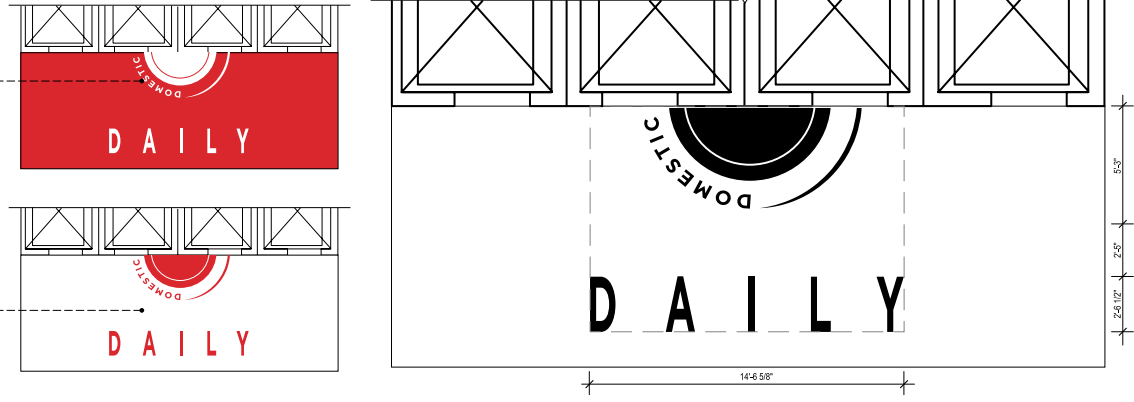
- Descriptions:** Secondary Identification - Pedestrian
- Dimensions:** ±10'- 0" H x ±33'- 0" W. Field Verify.
- Location:** International Parking Elevator Banks.
- Material:** Surface Applied (TBD)
- Lettering:** Gotham Book / Bold
- Symbology:** Refer to Section 1- Graphics Standards
- Colors:**
- C1 • Symbols
 - Colors: Levels 1, 3, 5, 7 - Pantone 123 (Yellow)
 - Levels 2, 4, 6, 8 - White
 - C2 • Parking Function Symbol
 - Colors: Levels 1, 3, 5, 7 - White
 - Levels 2, 4, 6, 8 - Pantone 123 (Yellow)
 - C3 • Level Identification - Primary
 - Levels 1, 3, 5, 7
 - Colors Front: White
 - Colors Sides: International Parking - Pantone 123 (Yellow)
 - C4 • Level Identification - Primary
 - Levels 2, 4, 6, 8
 - Colors Front: International Parking - Pantone 123 (Yellow)
 - Colors Sides: White
 - C5 • Level Identification - Secondary
 - Levels 1, 3, 5, 7
 - Colors: International Parking - Pantone 123 (Yellow) at 85%
 - C6 • Level Identification - Secondary
 - Levels 2, 4, 6, 8
 - Color: International Parking - Pantone 420 (Grey)
- Graphics:** N/A
Mounting: Surface Application
Illuminations: None
Remarks: N/A

Notes:
 1. Identification signs to International Parking will utilize "yellow" accent color (Pantone 123) only.
 2. Colors are not interchangeable, and cannot be substituted.

2.0 SIGN TYPES

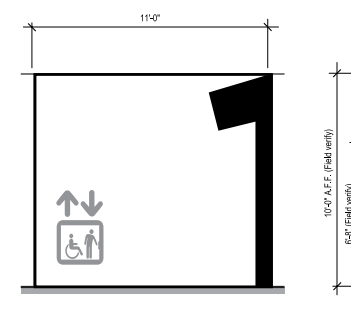
#	REVISION	DATE
1	Updated	12/15/16
2	Updated	10/26/17

2.4 Sign Type Layouts - Pedestrian

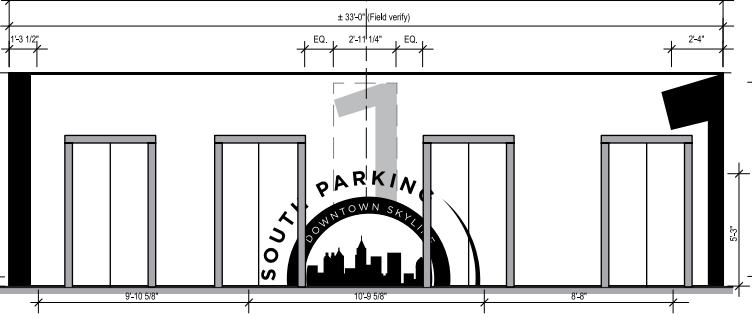


1 SIGN FINISHES - TOP VIEW
SCALE: NTS

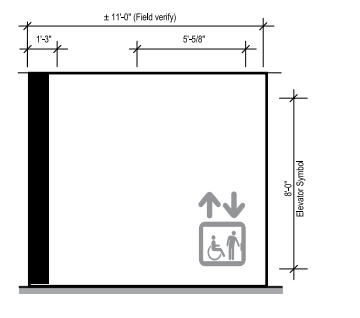
7 TOP VIEW
SCALE: 1/4" = 1'-0"



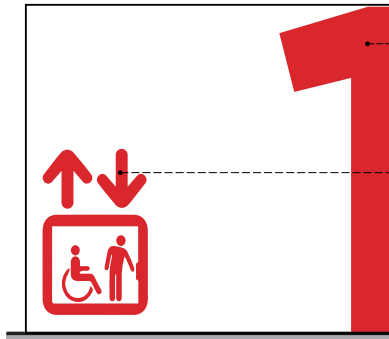
2 SIDE VIEW - 1
SCALE: 1/4" = 1'-0"



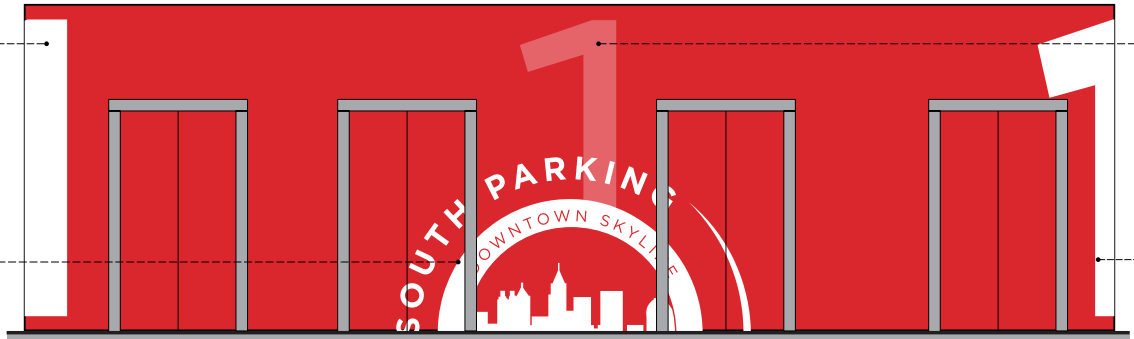
8 FRONT VIEW
SCALE: 1/4" = 1'-0"



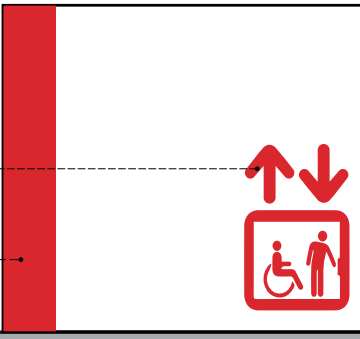
9 SIDE VIEW - 2
SCALE: 1/4" = 1'-0"



3 SIGN FINISHES - SIDE 1
SCALE: NTS



5 SIGN FINISHES - FRONT 1
SCALE: NTS



10 SIGN FINISHES - SIDE 3
SCALE: NTS



4 SIGN FINISHES - SIDE 2
SCALE: NTS



6 SIGN FINISHES - FRONT 2
SCALE: NTS



11 SIGN FINISHES - SIDE 4
SCALE: NTS

Identification ST-652.1

- Descriptions:** Secondary Identification - Pedestrian
- Dimensions:** ±10'- 0" H x ±33'- 0" W. Field Verify.
- Location:** Domestic South Parking Elevator Banks.
- Material:** Surface Applied (TBD)
- Lettering:** Gotham Book / Bold
- Symbology:** Refer to Section 1- Graphics Standards
- Colors:**
- [C1] • Symbols
 - Colors: Domestic South Parking: Levels 1, 3, 5, 7 - Pantone 1795 (Red) Levels 2, 4, 6, 8 - White
 - [C2] • Level Identification Icon
 - Colors: Domestic South Parking: Levels 1, 3, 5, 7 - White Levels 2, 4, 6, 8 - Pantone 1795 (Red)
 - [C3] • Level Identification - Primary
 - Levels 1, 3, 5, 7
 - Colors Front: White
 - Colors Sides: Domestic South Parking - Pantone 1795 (Red)
 - [C4] • Level Identification - Primary
 - Levels 2, 4, 6, 8
 - Colors Front: Domestic South Parking - Pantone 1795 (Red)
 - Colors Sides: White
 - [C5] • Level Identification - Secondary
 - Levels 1, 3, 5, 7
 - Colors: Domestic South Parking - Pantone 178 (Red)
 - [C6] • Level Identification - Secondary
 - Levels 2, 4, 6, 8
 - Color: Domestic South Parking - Pantone 420 (Grey)

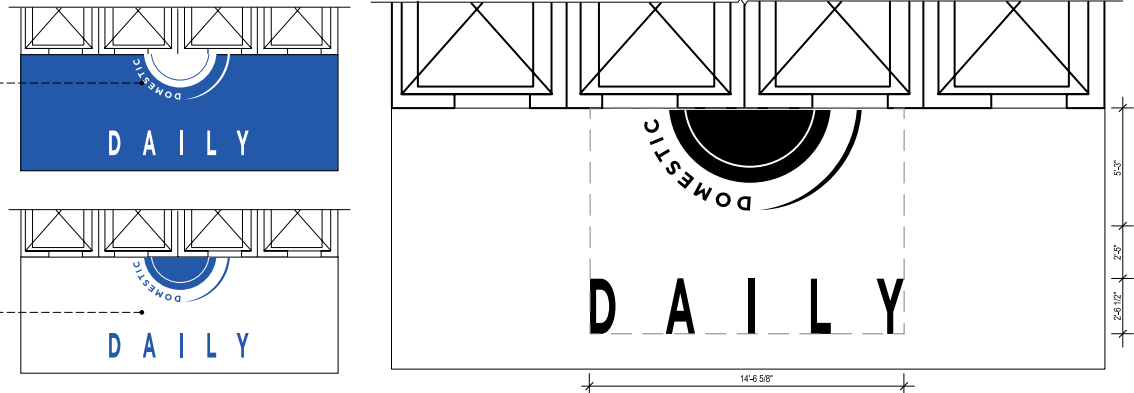
Graphics: N/A
Mounting: Surface Application
Illuminations: None
Remarks: N/A

Notes:
 1. Identification signs to Domestic South Parking will utilize "red" accent color (Pantone 1795) only.
 2. Colors are not interchangeable, and cannot be substituted.

2.0 SIGN TYPES

#	REVISION	DATE
1	Updated	12/15/16
2	Updated	11/06/17

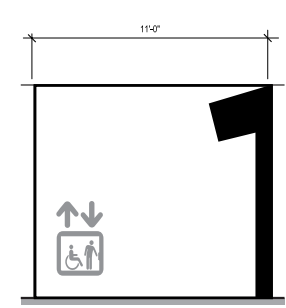
2.4 Sign Type Layouts - Pedestrian




1 SIGN FINISHES - TOP VIEW
SCALE: NTS

7 TOP VIEW
SCALE: 1/4" = 1'-0"

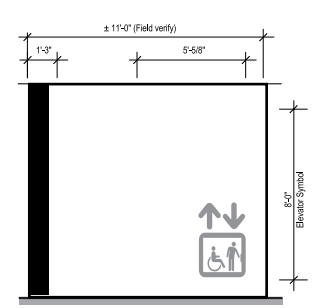
C2 Parking Function Symbol



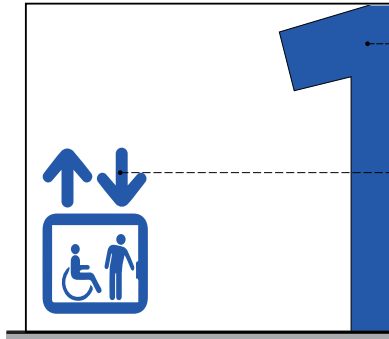
2 SIDE VIEW - 1
SCALE: 1/4" = 1'-0"



8 FRONT VIEW
SCALE: 1/4" = 1'-0"



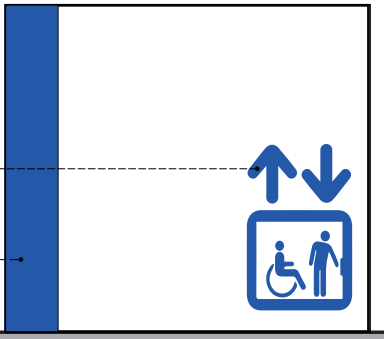
9 SIDE VIEW - 2
SCALE: 1/4" = 1'-0"



3 SIGN FINISHES - SIDE 1
SCALE: NTS




5 SIGN FINISHES - FRONT 1
SCALE: NTS



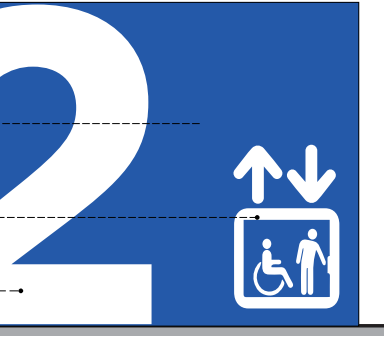
10 SIGN FINISHES - SIDE 3
SCALE: NTS



4 SIGN FINISHES - SIDE 2
SCALE: NTS



6 SIGN FINISHES - FRONT 2
SCALE: NTS



11 SIGN FINISHES - SIDE 4
SCALE: NTS

Identification ST-652.1

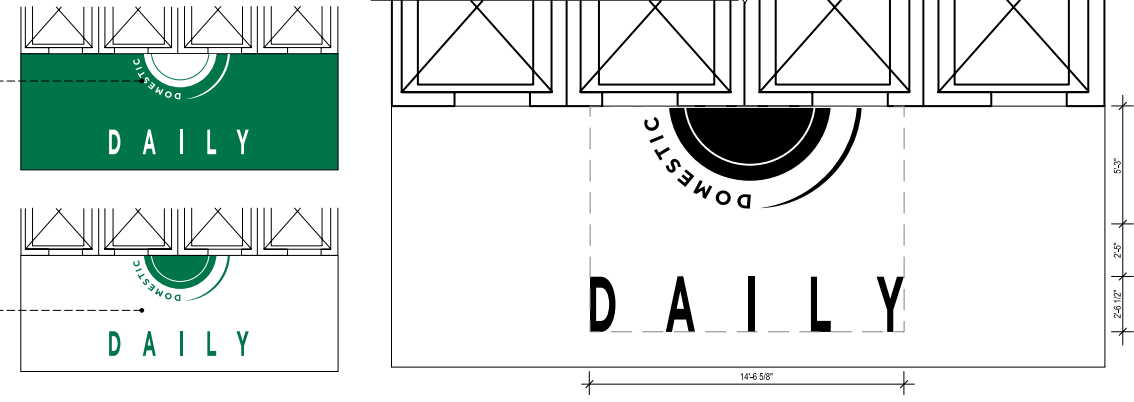
- Descriptions:** Secondary Identification - Pedestrian
- Dimensions:** ±10'- 0" H x ±33'- 0" W. Field Verify.
- Location:** Domestic North Parking Elevator Banks.
- Material:** Surface Applied (TBD)
- Lettering:** Gotham Book / Bold
- Symbology:** Refer to Section 1- Graphics Standards
- Colors:**
- C1 • Symbols
 - Colors: Domestic North Parking: Levels 1, 3, 5, 7 - Pantone 2935 (Blue) Levels 2, 4, 6, 8 - White
 - C2 • Level Identification Icon
 - Colors: Domestic North Parking: Levels 1, 3, 5, 7 - White Levels 2, 4, 6, 8 - Pantone 2935 (Blue)
 - C3 • Level Identification - Primary
 - Levels 1, 3, 5, 7
 - Colors Front: White
 - Colors Sides: Domestic North Parking - Pantone 2935 (Blue)
 - C4 • Level Identification - Primary
 - Levels 2, 4, 6, 8
 - Colors Front: Domestic North Parking - Pantone 2935 (Blue)
 - Colors Sides: White
 - C5 • Level Identification - Secondary
 - Levels 1, 3, 5, 7
 - Colors: Domestic North Parking - Pantone 2925 (Blue)
 - C6 • Level Identification - Secondary
 - Levels 2, 4, 6, 8
 - Color: Domestic North Parking - Pantone 420 (Grey)
- Graphics:** N/A
Mounting: Surface Application
Illuminations: None
Remarks: N/A

Notes:
 1. Identification signs to Domestic North Parking will utilize "blue" accent color (Pantone 2935) only.
 2. Colors are not interchangeable, and cannot be substituted.

2.0 SIGN TYPES

#	REVISION	DATE
1	Updated	12/15/16
2	Updated	11/06/17

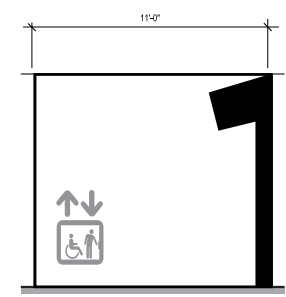
2.4 Sign Type Layouts - Pedestrian



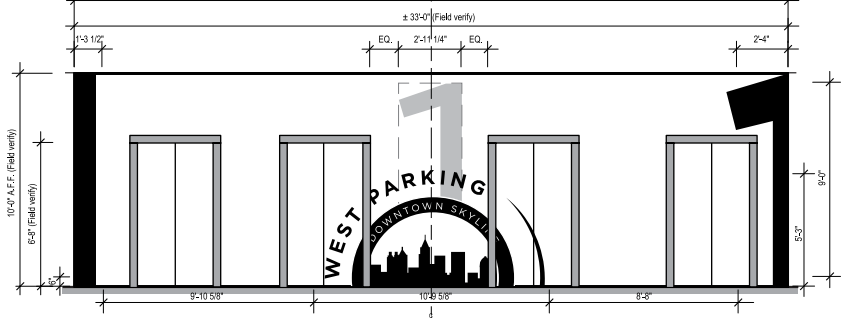
1 SIGN FINISHES - TOP VIEW
SCALE: NTS

7 TOP VIEW
SCALE: 1/4" = 1'-0"

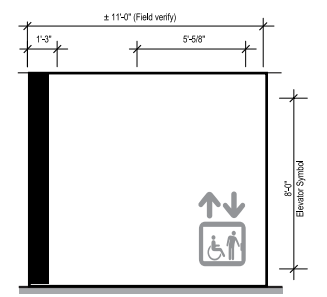
C2 Parking Function Symbol



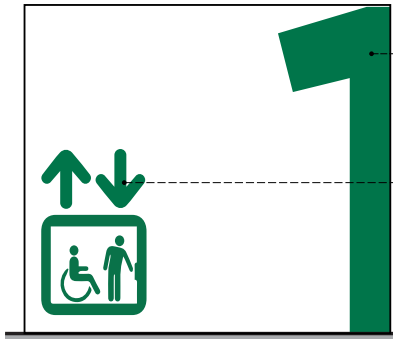
2 SIDE VIEW - 1
SCALE: 1/4" = 1'-0"



8 FRONT VIEW
SCALE: 1/4" = 1'-0"



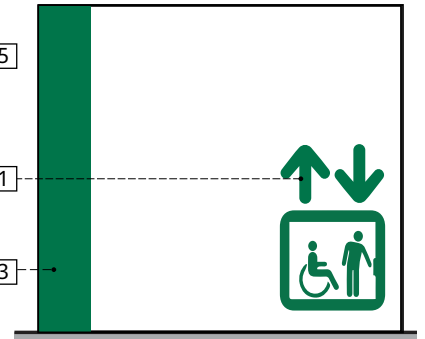
9 SIDE VIEW - 2
SCALE: 1/4" = 1'-0"



3 SIGN FINISHES - SIDE 1
SCALE: NTS




5 SIGN FINISHES - FRONT 1
SCALE: NTS



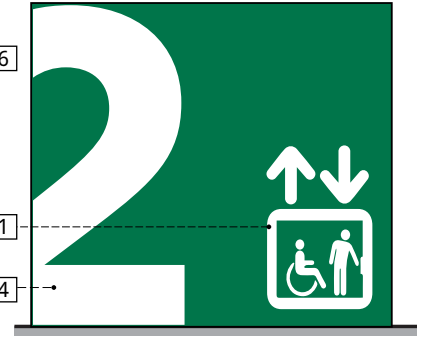
10 SIGN FINISHES - SIDE 3
SCALE: NTS



4 SIGN FINISHES - SIDE 2
SCALE: NTS



6 SIGN FINISHES - FRONT 2
SCALE: NTS



11 SIGN FINISHES - SIDE 4
SCALE: NTS

Identification ST-652.1

- Descriptions:** Secondary Identification - Pedestrian
- Dimensions:** ±10'- 0" H x ±33'- 0" W. Field Verify.
- Location:** Domestic West Parking Elevator Banks.
- Material:** Surface Applied (TBD)
- Lettering:** Gotham Book / Bold
- Symbology:** Refer to Section 1- Graphics Standards
- Colors:**
- C1 • Symbols
 - Colors: Domestic West Parking: Levels 1, 3, 5, 7 - Pantone 3415 (Green) Levels 2, 4, 6, 8 - White
 - C2 • Level Identification Icon
 - Colors: Domestic West Parking: Levels 1, 3, 5, 7 - White Levels 2, 4, 6, 8 - Pantone 3415 (Green)
 - C3 • Level Identification - Primary
 - Levels 1, 3, 5, 7
 - Colors Front: White
 - Colors Sides: Domestic West Parking - Pantone 3415 (Green)
 - C4 • Level Identification - Primary
 - Levels 2, 4, 6, 8
 - Colors Front: Domestic West Parking - Pantone 3415 (Green)
 - Colors Sides: White
 - C5 • Level Identification - Secondary
 - Levels 1, 3, 5, 7
 - Colors: Domestic West Parking - Pantone 3415 (Green) at 85%
 - C6 • Level Identification - Secondary
 - Levels 2, 4, 6, 8
 - Color: Domestic West Parking - Pantone 420 (Grey)

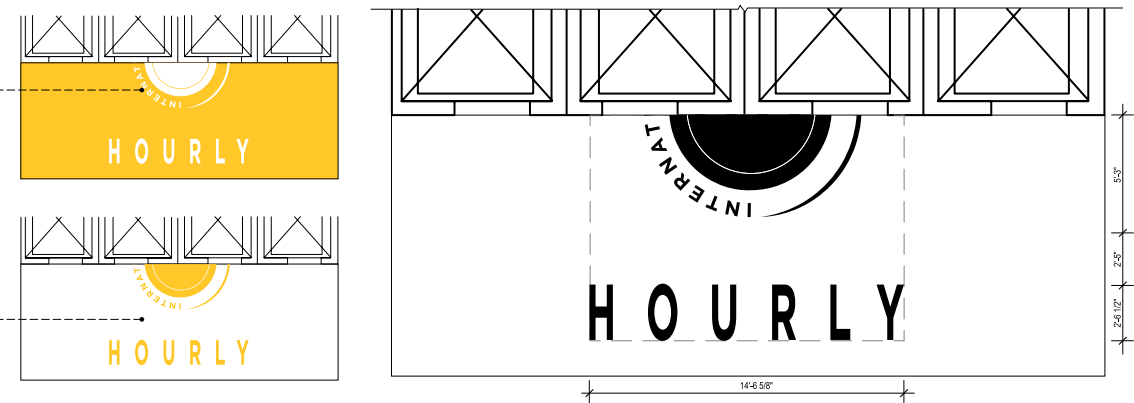
Graphics: N/A
Mounting: Surface Application
Illuminations: None
Remarks: N/A

Notes:
 1. Identification signs to Domestic West Parking will utilize "green" accent color (Pantone 3415) only.
 2. Colors are not interchangeable, and cannot be substituted.

2.0 SIGN TYPES

#	REVISION	DATE
1	Updated	12/15/16
2	Updated	11/06/17

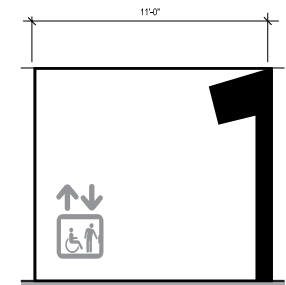
2.4 Sign Type Layouts - Pedestrian



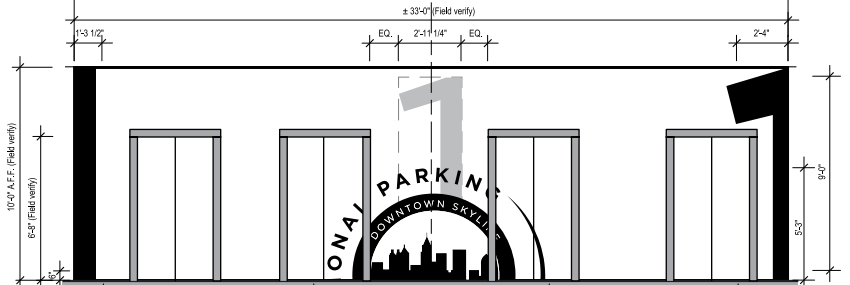
1 SIGN FINISHES - TOP VIEW
SCALE: NTS

7 TOP VIEW
SCALE: 1/4" = 1'-0"

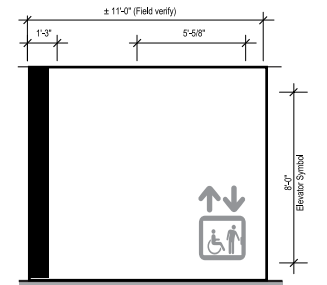
C2 Parking Function Symbol



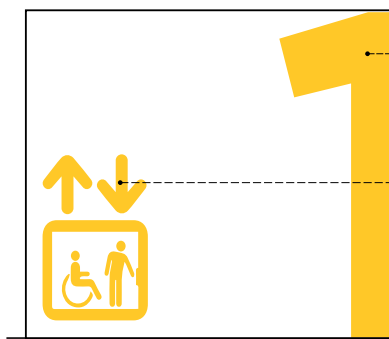
2 SIDE VIEW - 1
SCALE: 1/4" = 1'-0"



8 FRONT VIEW
SCALE: 1/4" = 1'-0"



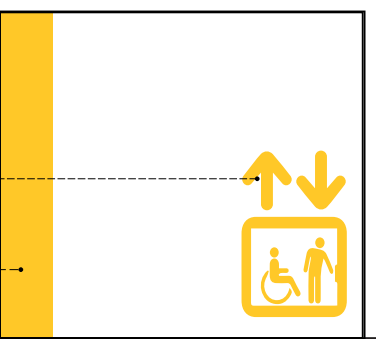
9 SIDE VIEW - 2
SCALE: 1/4" = 1'-0"



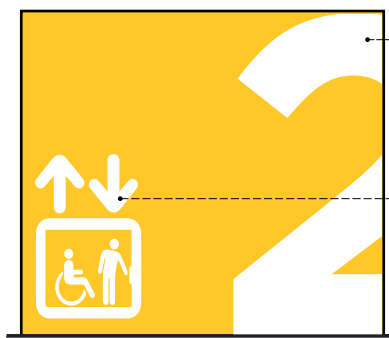
3 SIGN FINISHES - SIDE 1
SCALE: NTS



5 SIGN FINISHES - FRONT 1
SCALE: NTS



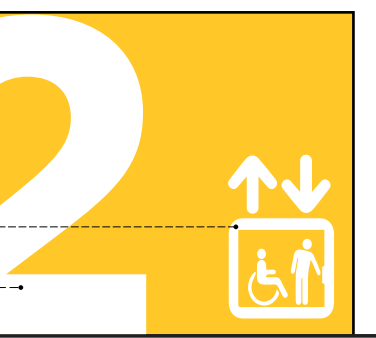
10 SIGN FINISHES - SIDE 3
SCALE: NTS



4 SIGN FINISHES - SIDE 2
SCALE: NTS



6 SIGN FINISHES - FRONT 2
SCALE: NTS



11 SIGN FINISHES - SIDE 4
SCALE: NTS

Identification ST-652.1

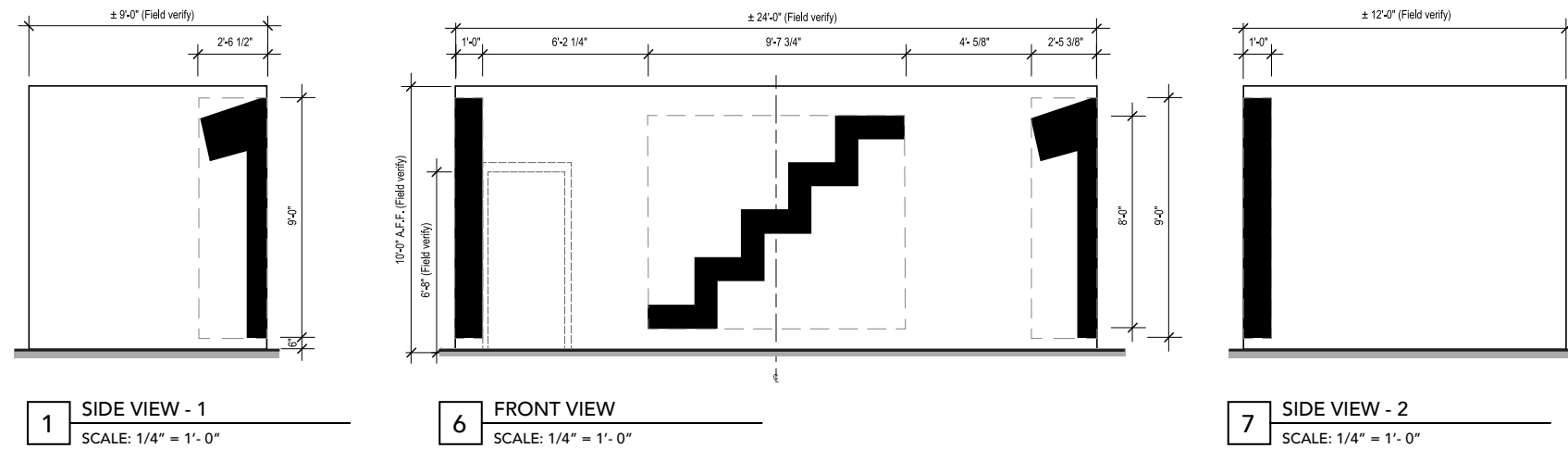
- Descriptions:** Secondary Identification - Pedestrian
- Dimensions:** ±10'- 0" H x ±33'- 0" W. Field Verify.
- Location:** International Parking Elevator Banks.
- Material:** Surface Applied (TBD)
- Lettering:** Gotham Book / Bold
- Symbology:** Refer to Section 1- Graphics Standards
- Colors:**
- C1 • Symbols
- Colors:
Levels 1, 3, 5, 7 - Pantone 123 (Yellow)
Levels 2, 4, 6, 8 - White
 - C2 • Level Identification Icon
- Colors:
Levels 1, 3, 5, 7 - White
Levels 2, 4, 6, 8 - Pantone 123 (Yellow)
 - C3 • Level Identification - Primary
- Levels 1, 3, 5, 7
- Colors Front:
White
- Colors Sides:
International Parking - Pantone 123 (Yellow)
 - C4 • Level Identification - Primary
- Levels 2, 4, 6, 8
- Colors Front:
International Parking - Pantone 123 (Yellow)
- Colors Sides:
White
 - C5 • Level Identification - Secondary
- Levels 1, 3, 5, 7
- Colors:
International Parking - Pantone 123 (Yellow) at 85%
 - C6 • Level Identification - Secondary
- Levels 2, 4, 6, 8
- Color:
International Parking - Pantone 420 (Grey)
- Graphics:** N/A
Mounting: Surface Application
Illuminations: None
Remarks: N/A

Notes:
 1. Identification signs to International Parking will utilize "yellow" accent color (Pantone 123) only.
 2. Colors are not interchangeable, and cannot be substituted.

2.0 SIGN TYPES

#	REVISION	DATE
1	Updated	12/15/16
2	Updated	11/06/17

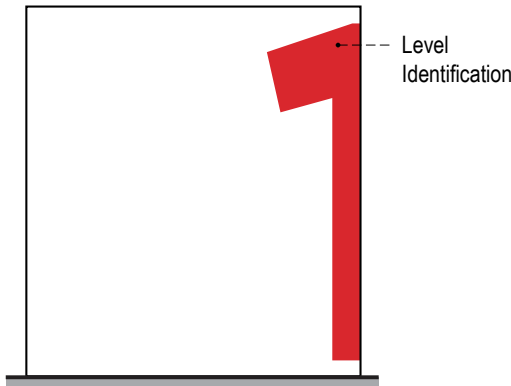
2.4 Sign Type Layouts - Pedestrian



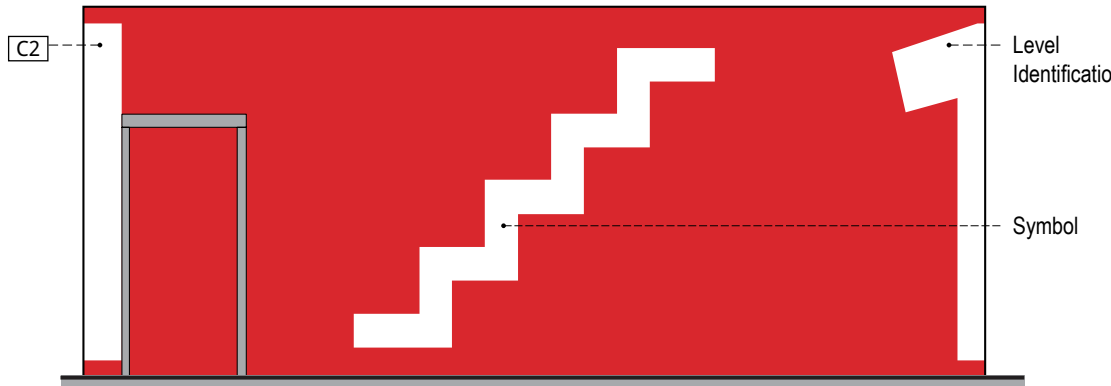
1 SIDE VIEW - 1
SCALE: 1/4" = 1'-0"

6 FRONT VIEW
SCALE: 1/4" = 1'-0"


7 SIDE VIEW - 2
SCALE: 1/4" = 1'-0"



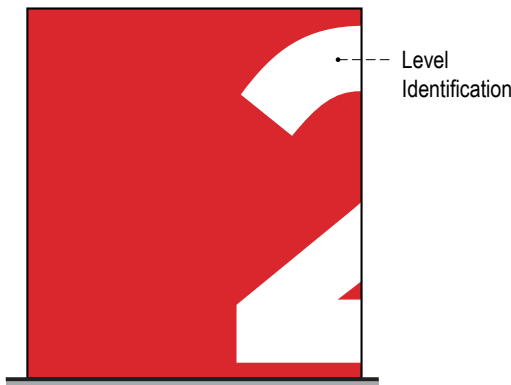
2 SIGN FINISHES - SIDE 1
SCALE: NTS



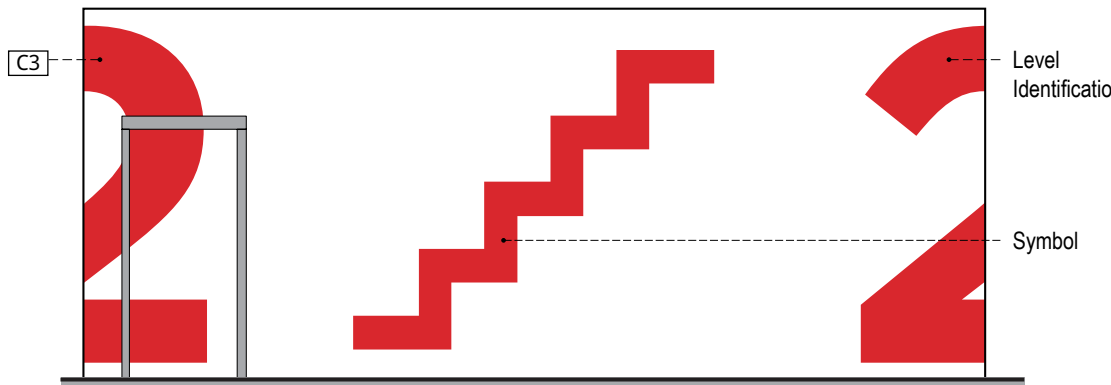
4 SIGN FINISHES - FRONT 1
SCALE: NTS



8 SIGN FINISHES - SIDE 3
SCALE: NTS



3 SIGN FINISHES - SIDE 2
SCALE: NTS



5 SIGN FINISHES - FRONT 2
SCALE: NTS



9 SIGN FINISHES - SIDE 4
SCALE: NTS

Identification ST-654

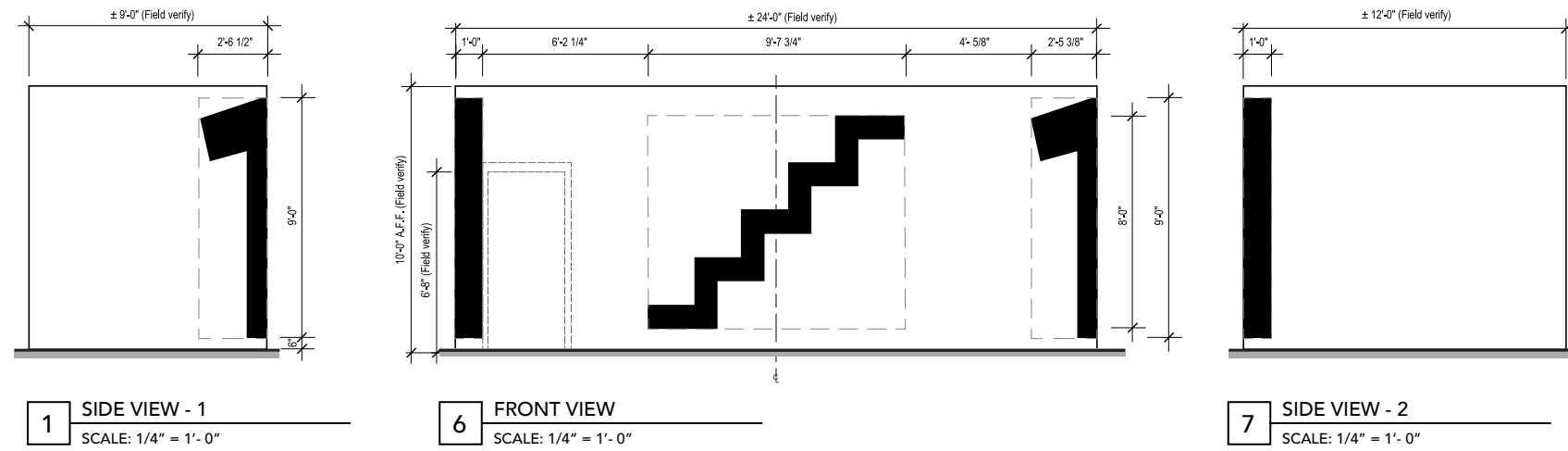
- Descriptions:** Secondary Identification - Pedestrian
- Dimensions:** ±10'- 0" H x ±33'- 0" W. Field Verify.
- Location:** Domestic South Parking stairs banks.
- Material:** Surface Applied (TBD)
- Lettering:** Gotham Book / Bold
- Symbology:** Refer to Section 1- Graphics Standards
- Colors:**
- C1 • Symbols
 - Colors: Domestic South Parking: Levels 1, 3, 5, 7 - Pantone 1795 (Red) Levels 2, 4, 6, 8 - White
 - C2 • Level Identification - Primary
 - Levels 1, 3, 5, 7
 - Colors Front: White
 - Colors Sides: Domestic South Parking - Pantone 1795 (Red)
 - C3 • Level Identification - Primary
 - Levels 2, 4, 6, 8
 - Colors Front: Domestic South Parking - Pantone 1795 (Red)
 - Colors Sides: White
- Graphics:** N/A
Mounting: Surface Application
Illuminations: None
Remarks: N/A

Notes:
 1. Identification signs to Domestic South Parking will utilize "red" accent color (Pantone 1795) only.
 2. Colors are not interchangeable, and cannot be substituted.

2.0 SIGN TYPES

#	REVISION	DATE
1	Updated	12/15/16
2	Updated	11/06/17

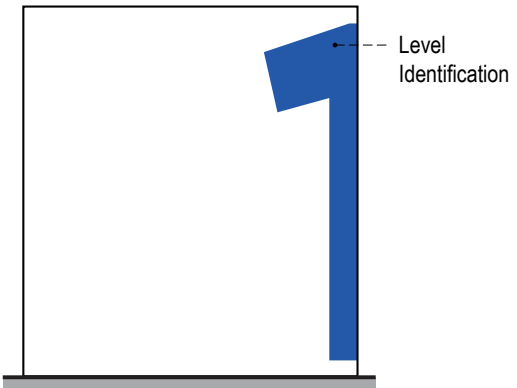
2.4 Sign Type Layouts - Pedestrian




1 SIDE VIEW - 1
SCALE: 1/4" = 1'-0"

6 FRONT VIEW
SCALE: 1/4" = 1'-0"

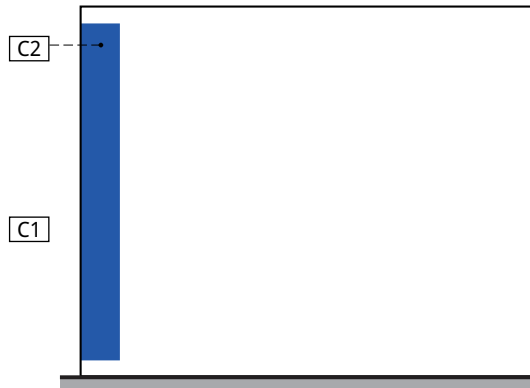
7 SIDE VIEW - 2
SCALE: 1/4" = 1'-0"



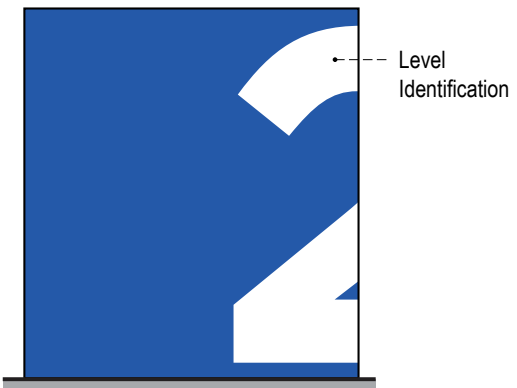
2 SIGN FINISHES - SIDE 1
SCALE: NTS



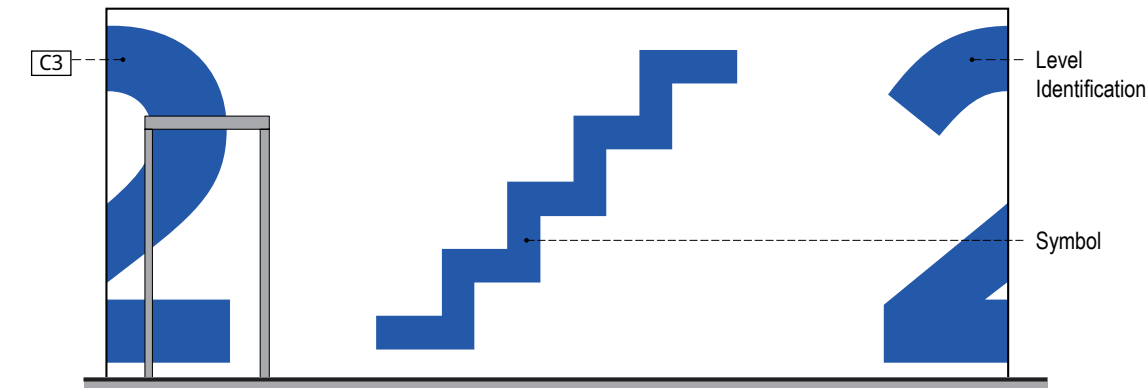
4 SIGN FINISHES - FRONT 1
SCALE: NTS




8 SIGN FINISHES - SIDE 3
SCALE: NTS



3 SIGN FINISHES - SIDE 2
SCALE: NTS



5 SIGN FINISHES - FRONT 2
SCALE: NTS



9 SIGN FINISHES - SIDE 4
SCALE: NTS

Identification ST-654

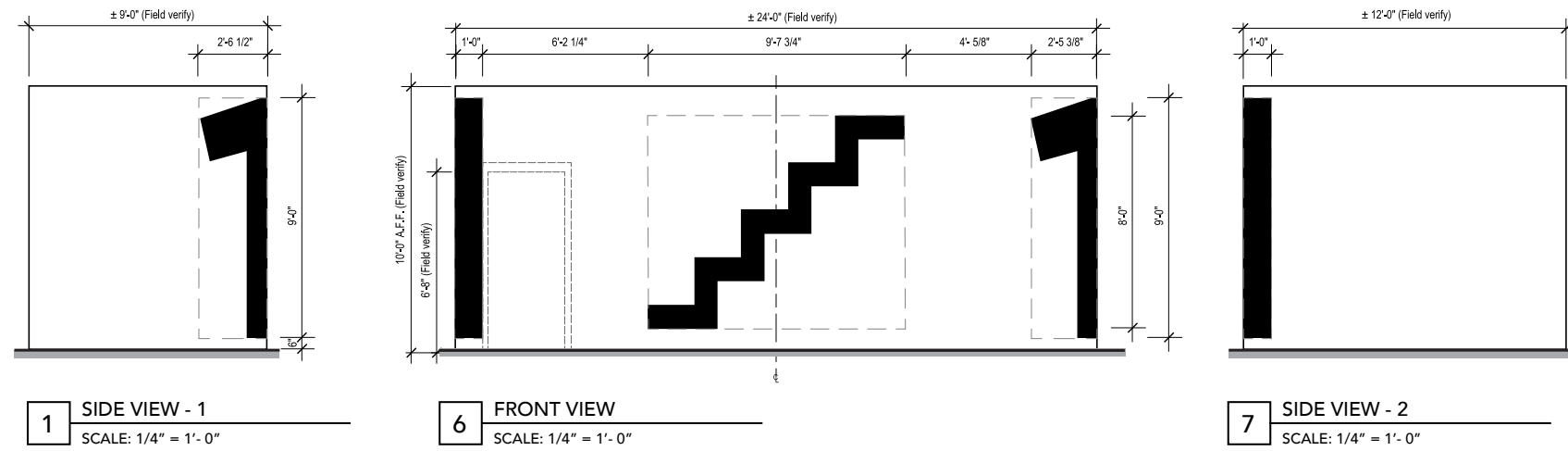
Descriptions: Secondary Identification - Pedestrian
Dimensions: ±10'- 0" H x ±33'- 0" W. Field Verify.
Location: Domestic North Parking stairs banks.
Material: Surface Applied (TBD)
Lettering: Gotham Book / Bold
Symbology: Refer to Section 1- Graphics Standards
Colors:
 [C1] • Symbols
 - Colors:
 Domestic North Parking:
 Levels 1, 3, 5, 7 - Pantone 2935 (Blue)
 Levels 2, 4, 6, 8 - White
 [C2] • Level Identification - Primary
 - Levels 1, 3, 5, 7
 - Colors Front:
 White
 - Colors Sides:
 Domestic North Parking - Pantone 2935 (Blue)
 [C3] • Level Identification - Primary
 - Levels 2, 4, 6, 8
 - Colors Front:
 Domestic North Parking - Pantone 2935 (Blue)
 - Colors Sides:
 White
Graphics: N/A
Mounting: Surface Application
Illuminations: None
Remarks: N/A

Notes:
 1. Identification signs to Domestic North Parking will utilize "blue" accent color (Pantone 2935) only.
 2. Colors are not interchangeable, and cannot be substituted.

2.0 SIGN TYPES

#	REVISION	DATE
1	Updated	12/15/16
2	Updated	11/06/17

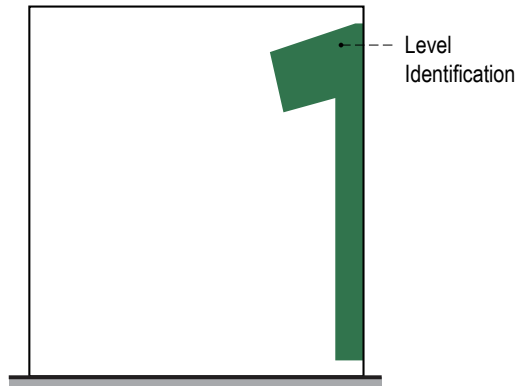
2.4 Sign Type Layouts - Pedestrian



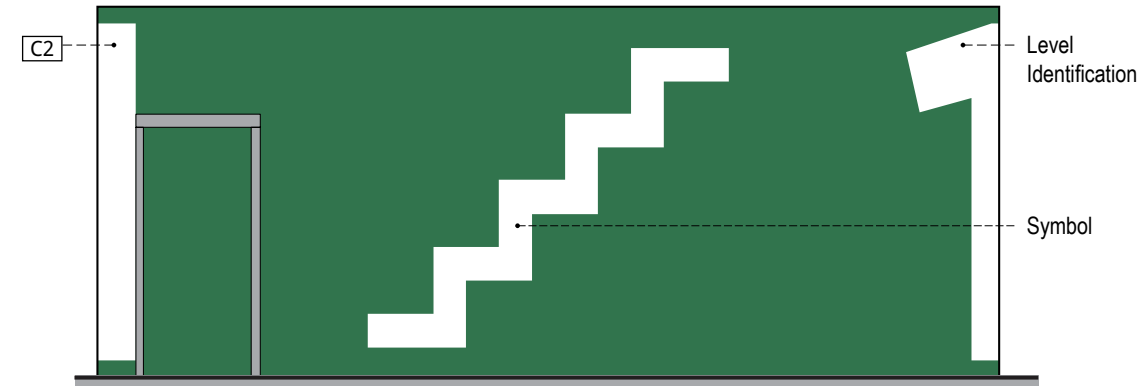
1 SIDE VIEW - 1
SCALE: 1/4" = 1'-0"

6 FRONT VIEW
SCALE: 1/4" = 1'-0"

7 SIDE VIEW - 2
SCALE: 1/4" = 1'-0"



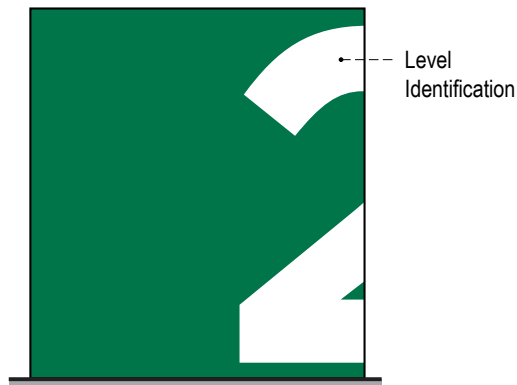
2 SIGN FINISHES - SIDE 1
SCALE: NTS



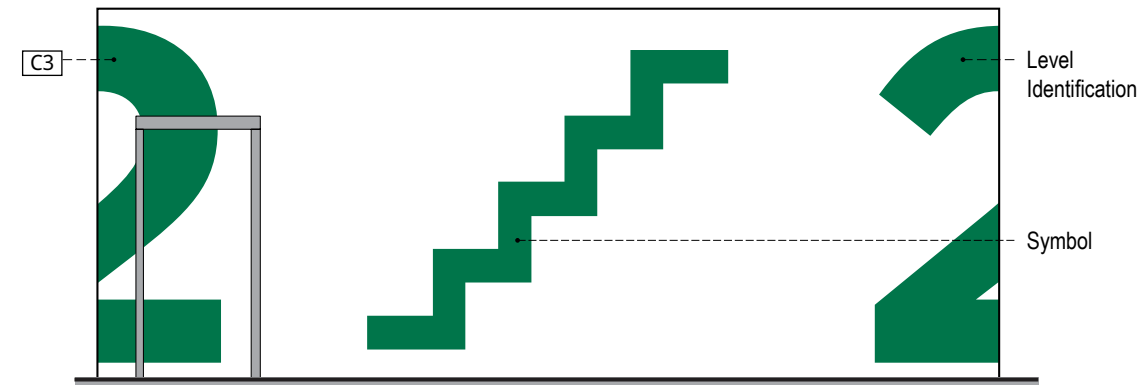
4 SIGN FINISHES - FRONT 1
SCALE: NTS




8 SIGN FINISHES - SIDE 3
SCALE: NTS



3 SIGN FINISHES - SIDE 2
SCALE: NTS



5 SIGN FINISHES - FRONT 2
SCALE: NTS



9 SIGN FINISHES - SIDE 4
SCALE: NTS

Identification ST-654

- Descriptions:** Secondary Identification - Pedestrian
- Dimensions:** ±10'- 0" H x ±33'- 0" W. Field Verify.
- Location:** Domestic West Parking stairs banks.
- Material:** Surface Applied (TBD)
- Lettering:** Gotham Book / Bold
- Symbology:** Refer to Section 1- Graphics Standards
- Colors:**
- C1 • Symbols
 - Colors: Domestic West Parking: Levels 1, 3, 5, 7 - Pantone 3415 (Green)
 - Levels 2, 4, 6, 8 - White
 - C2 • Level Identification - Primary
 - Levels 1, 3, 5, 7
 - Colors Front: White
 - Colors Sides: Domestic West Parking - Pantone 3415 (Green)
 - C3 • Level Identification - Primary
 - Levels 2, 4, 6, 8
 - Colors Front: Domestic West Parking - Pantone 3415 (Green)
 - Colors Sides: White
- Graphics:** N/A
- Mounting:** Surface Application
- Illuminations:** None
- Remarks:** N/A


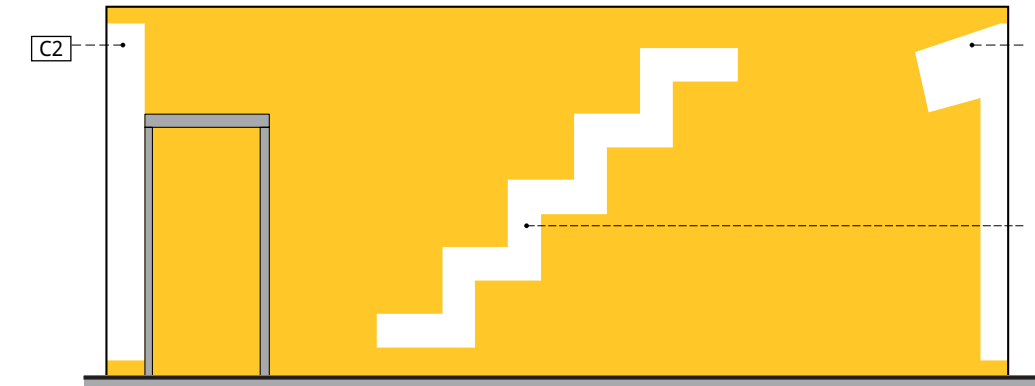

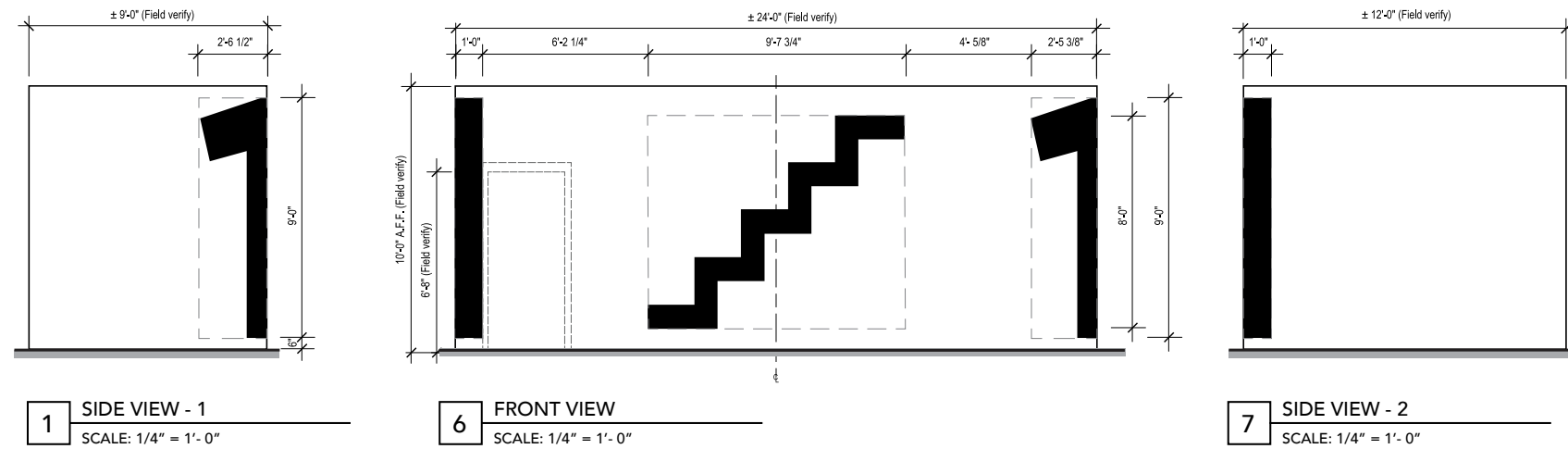
Notes:

1. Identification signs to Domestic West Parking will utilize "green" accent color (Pantone 3415) only.
2. Colors are not interchangeable, and cannot be substituted.

2.0 SIGN TYPES

#	REVISION	DATE
1	Updated	12/15/16
2	Updated	11/06/17

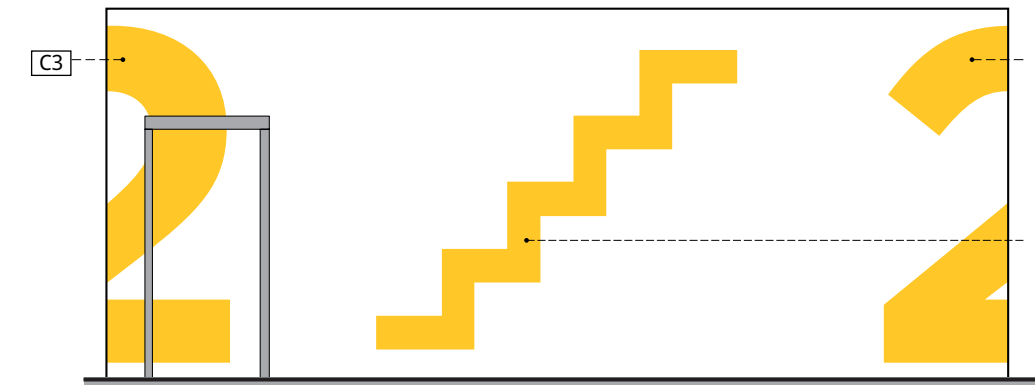

2.4 Sign Type Layouts - Pedestrian



2 SIGN FINISHES - SIDE 1
SCALE: NTS

4 SIGN FINISHES - FRONT 1
SCALE: NTS

8 SIGN FINISHES - SIDE 3
SCALE: NTS



3 SIGN FINISHES - SIDE 2
SCALE: NTS

5 SIGN FINISHES - FRONT 2
SCALE: NTS

9 SIGN FINISHES - SIDE 4
SCALE: NTS

Identification ST-654

Descriptions: Secondary Identification - Pedestrian

Dimensions: ±10'- 0" H x ±33'- 0" W. Field Verify.

Location: International Parking stairs banks.

Material: Surface Applied (TBD)

Lettering: Gotham Book / Bold

Symbology: Refer to Section 1- Graphics Standards

Colors:

- C1 • Colors
 - Colors: International Parking: Levels 1, 3, 5, 7 - Pantone 123 (Yellow)
 - Levels 2, 4, 6, 8 - White
- C2 • Level Identification - Primary
 - Levels 1, 3, 5, 7
 - Colors Front: White
 - Colors Sides: International Parking - Pantone 123 (Yellow)
- C3 • Level Identification - Primary
 - Levels 2, 4, 6, 8
 - Colors Front: International Parking - Pantone 123 (Yellow)
 - Colors Sides: White

Graphics: N/A
Mounting: Surface Application
Illuminations: None
Remarks: N/A

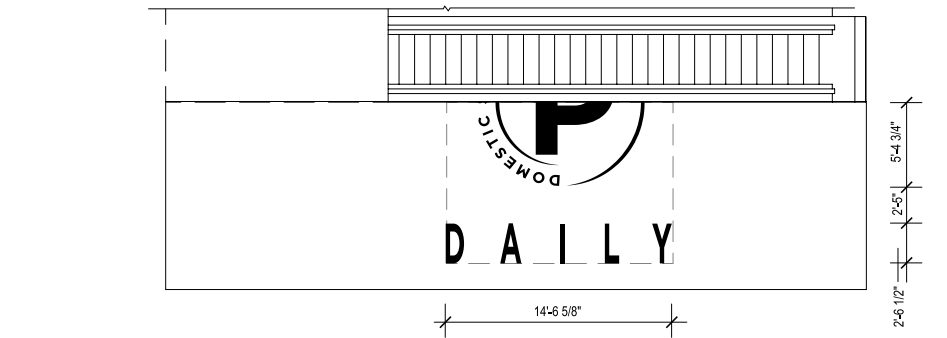
Notes:

1. Identification signs to International Parking will utilize "yellow" accent color (Pantone 123) only.
2. Colors are not interchangeable, and cannot be substituted.

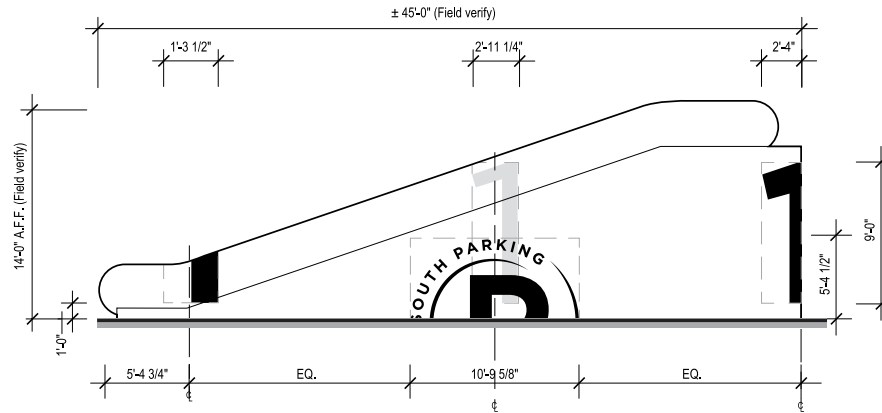
2.0 SIGN TYPES

#	REVISION	DATE
1	Updated	12/15/16
2	Updated	11/06/17

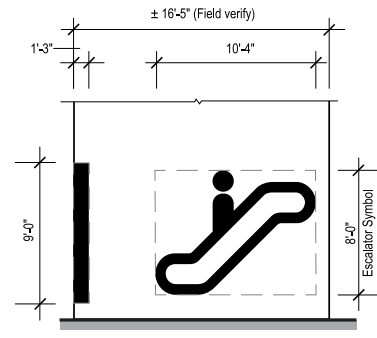
2.4 Sign Type Layouts - Pedestrian



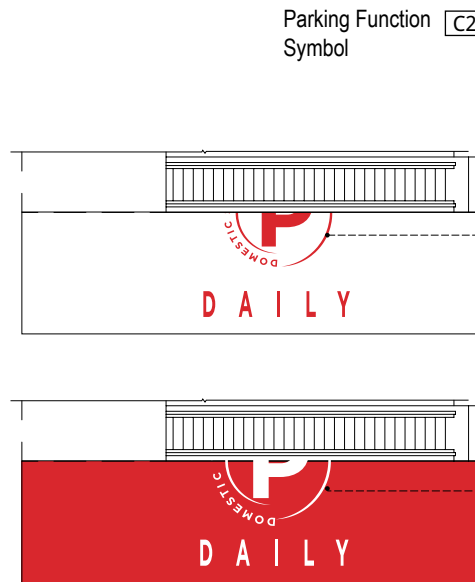
1 TOP VIEW
SCALE: 1/4" = 1'-0"



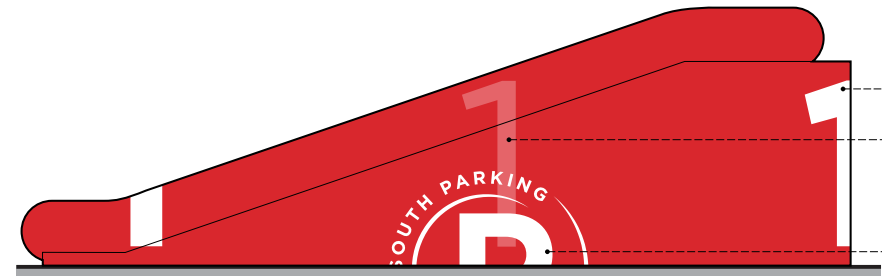
4 FRONT VIEW
SCALE: 1/8" = 1'-0"



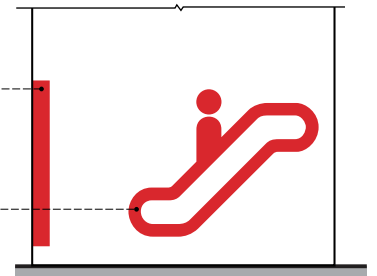
7 SIDE VIEW
SCALE: 1/8" = 1'-0"



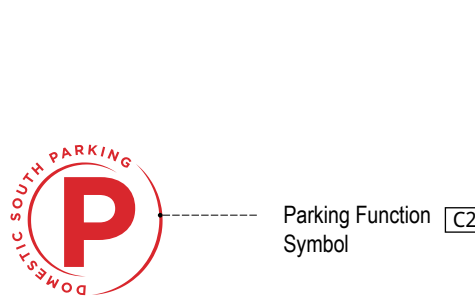
2 SIGN FINISHES - TOP VIEW
SCALE: NTS



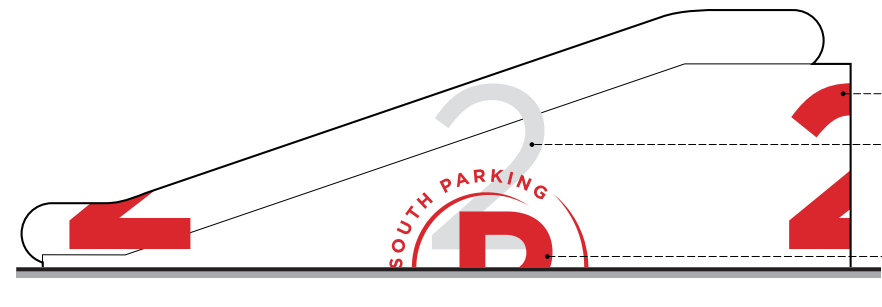
5 SIGN FINISHES - FRONT 1
SCALE: NTS



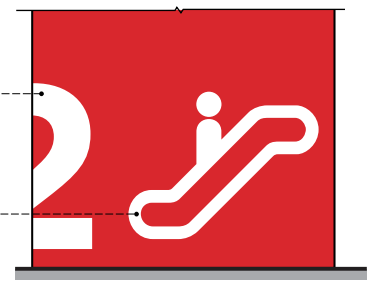
8 SIGN FINISHES - SIDE 1
SCALE: NTS



3 SIGN FINISHES - ICON
SCALE: NTS



6 SIGN FINISHES - FRONT 2
SCALE: NTS



9 SIGN FINISHES - SIDE 2
SCALE: NTS

Identification ST-656

- Descriptions:** Secondary Identification - Pedestrian
- Dimensions:** ±10'- 0" H x ±33'- 0" W. Field Verify.
- Location:** Domestic South Parking Escalator Banks.
- Material:** Surface Applied (TBD)
- Lettering:** Gotham Book / Bold
- Symbology:** Refer to Section 1- Graphics Standards
- Colors:**
- [C1] • Symbols
 - Colors: Domestic South Parking: Levels 1, 3, 5, 7 - Pantone 1795 (Red) Levels 2, 4, 6, 8 - White
 - [C2] • Parking Function Symbol
 - Colors: Domestic South Parking: Levels 1, 3, 5, 7 - White Levels 2, 4, 6, 8 - Pantone 1795 (Red)
 - [C3] • Level Identification - Primary
 - Levels 1, 3, 5, 7
 - Colors Front: White
 - Colors Sides: Domestic South Parking - Pantone 1795 (Red)
 - [C4] • Level Identification - Primary
 - Levels 2, 4, 6, 8
 - Colors Front: Domestic South Parking - Pantone 1795 (Red)
 - Colors Sides: White
 - [C5] • Level Identification - Secondary
 - Levels 1, 3, 5, 7
 - Colors: Domestic South Parking - Pantone 178 (Red)
 - [C6] • Level Identification - Secondary
 - Levels 2, 4, 6, 8
 - Color: Domestic South Parking - Pantone 420 (Grey)

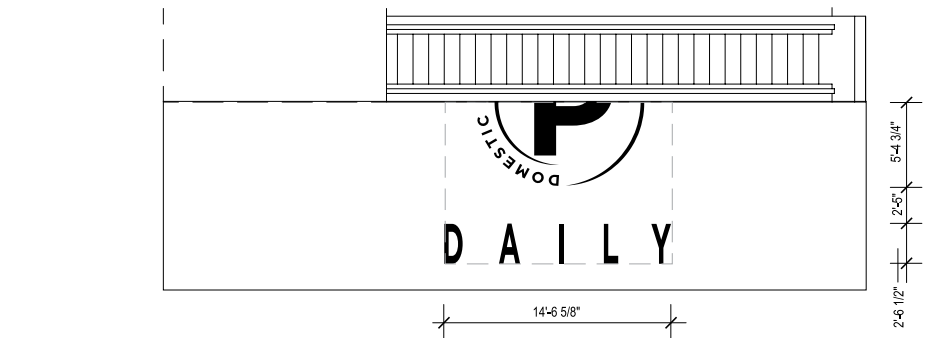
Graphics: N/A
Mounting: Surface Application
Illuminations: None
Remarks: N/A

Notes:
 1. Identification signs to Domestic South Parking will utilize "red" accent color (Pantone 1795) only.
 2. Colors are not interchangeable, and cannot be substituted.

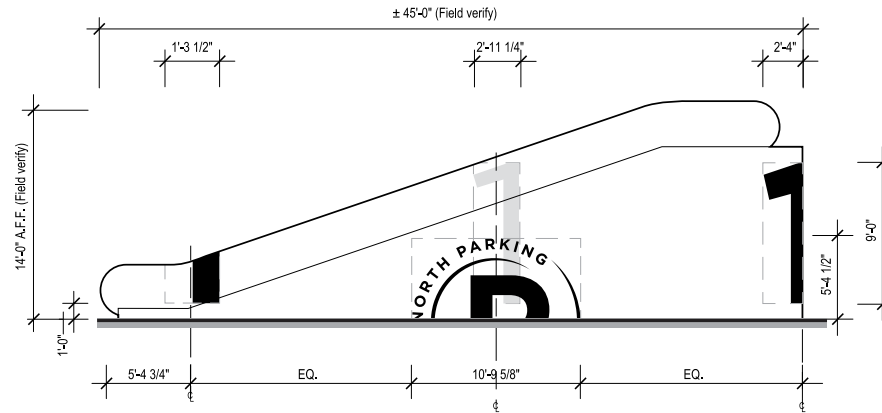
2.0 SIGN TYPES

#	REVISION	DATE
1	Updated	12/15/16
2	Updated	11/06/17

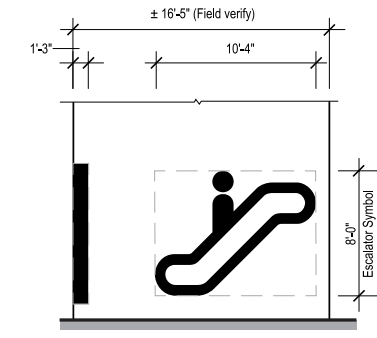
2.4 Sign Type Layouts - Pedestrian



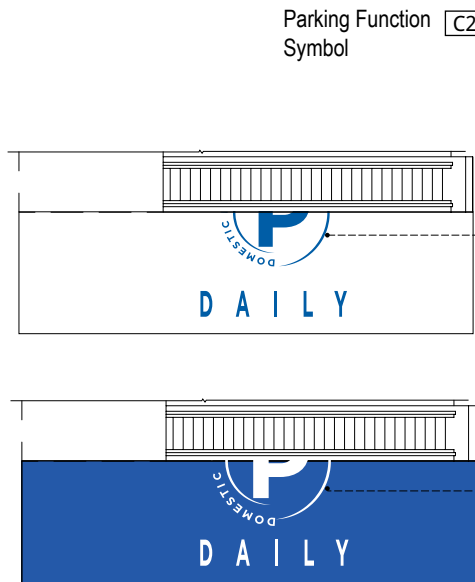
1 TOP VIEW
SCALE: 1/4" = 1'- 0"



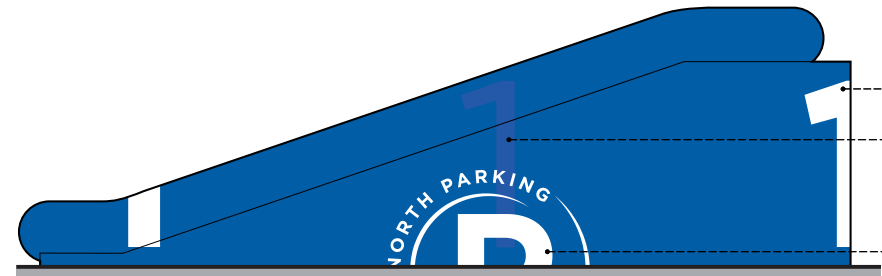
4 FRONT VIEW
SCALE: 1/8" = 1'- 0"



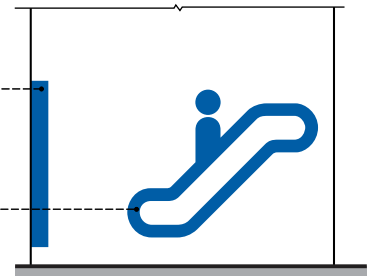
7 SIDE VIEW
SCALE: 1/8" = 1'- 0"



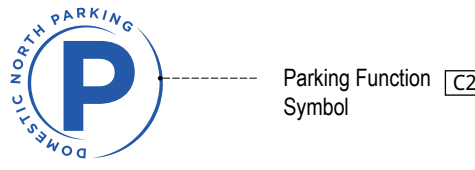
2 SIGN FINISHES - TOP VIEW
SCALE: NTS




5 SIGN FINISHES - FRONT 1
SCALE: NTS




8 SIGN FINISHES - SIDE 1
SCALE: NTS



3 SIGN FINISHES - ICONS
SCALE: NTS



6 SIGN FINISHES - FRONT 2
SCALE: NTS



9 SIGN FINISHES - SIDE 2
SCALE: NTS

Identification ST-656

- Descriptions:** Secondary Identification - Pedestrian
- Dimensions:** ±10'- 0" H x ±33'- 0" W. Field Verify.
- Location:** Domestic North Parking Escalator Banks.
- Material:** Surface Applied (TBD)
- Lettering:** Gotham Book / Bold
- Symbology:** Refer to Section 1- Graphics Standards
- Colors:**
- C1 • Symbols
 - Colors: Domestic North Parking: Levels 1, 3, 5, 7 - Pantone 2935 (Blue) Levels 2, 4, 6, 8 - White
 - C2 • Parking Function Symbol
 - Colors: Domestic North Parking: Levels 1, 3, 5, 7 - White Levels 2, 4, 6, 8 - Pantone 2935 (Blue)
 - C3 • Level Identification - Primary
 - Levels 1, 3, 5, 7
 - Colors Front: White
 - Colors Sides: Domestic North Parking - Pantone 2935 (Blue)
 - C4 • Level Identification - Primary
 - Levels 2, 4, 6, 8
 - Colors Front: Domestic North Parking - Pantone 2935 (Blue)
 - Colors Sides: White
 - C5 • Level Identification - Secondary
 - Levels 1, 3, 5, 7
 - Colors: Domestic North Parking - Pantone 2925 (Blue)
 - C6 • Level Identification - Secondary
 - Levels 2, 4, 6, 8
 - Color: Domestic North Parking - Pantone 420 (Grey)

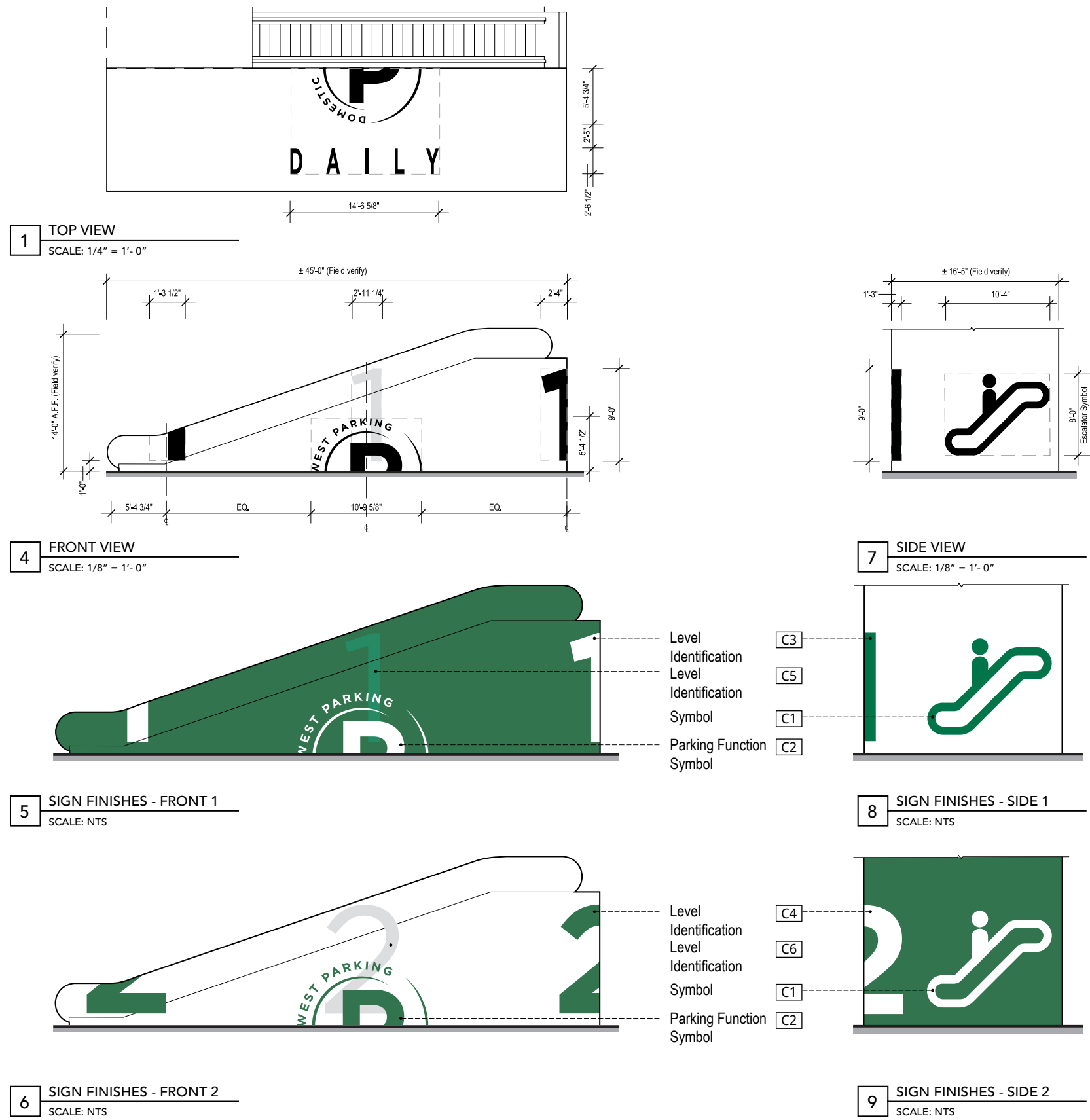
Graphics: N/A
Mounting: Surface Application
Illuminations: None
Remarks: N/A

Notes:
 1. Identification signs to Domestic North Parking will utilize "blue" accent color (Pantone 2935) only.
 2. Colors are not interchangeable, and cannot be substituted.

2.0 SIGN TYPES

#	REVISION	DATE
1	Updated	12/15/16
2	Updated	11/06/17

2.4 Sign Type Layouts - Pedestrian



Identification **ST-656**

Descriptions: Secondary Identification - Pedestrian

Dimensions: ±10'- 0" H x ±33'- 0" W. Field Verify.

Location: Domestic West Parking Escalator Banks.

Material: Surface Applied (TBD)

Lettering: Gotham Book / Bold

Symbology: Refer to Section 1- Graphics Standards

Colors:

- [C1] • Symbols**
 - Colors: Domestic West Parking: Levels 1, 3, 5, 7 - Pantone 3415 (Green) Levels 2, 4, 6, 8 - White
- [C2] • Parking Function Symbol**
 - Colors: Domestic West Parking: Levels 1, 3, 5, 7 - White Levels 2, 4, 6, 8 - Pantone 3415 (Green)
- [C3] • Level Identification - Primary**
 - Levels 1, 3, 5, 7
 - Colors Front: White
 - Colors Sides: Domestic West Parking - Pantone 3415 (Green)
- [C4] • Level Identification - Primary**
 - Levels 2, 4, 6, 8
 - Colors Front: Domestic West Parking - Pantone 3415 (Green)
 - Colors Sides: White
- [C5] • Level Identification - Secondary**
 - Levels 1, 3, 5, 7
 - Colors: Domestic West Parking - Pantone 3415 (Green) at 85%
- [C6] • Level Identification - Secondary**
 - Levels 2, 4, 6, 8
 - Color: Domestic West Parking - Pantone 420 (Grey)

Graphics: N/A
Mounting: Surface Application
Illuminations: None
Remarks: N/A

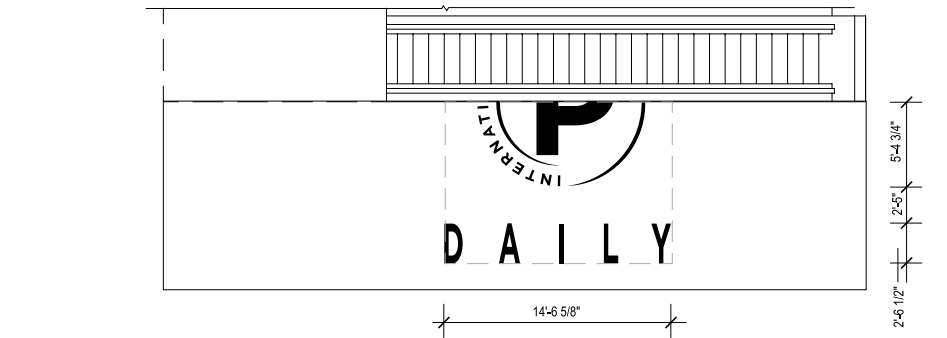
Notes:

1. Identification signs to Domestic West Parking will utilize "yellow" accent color (Pantone 3415) only.
2. Colors are not interchangeable, and cannot be substituted.

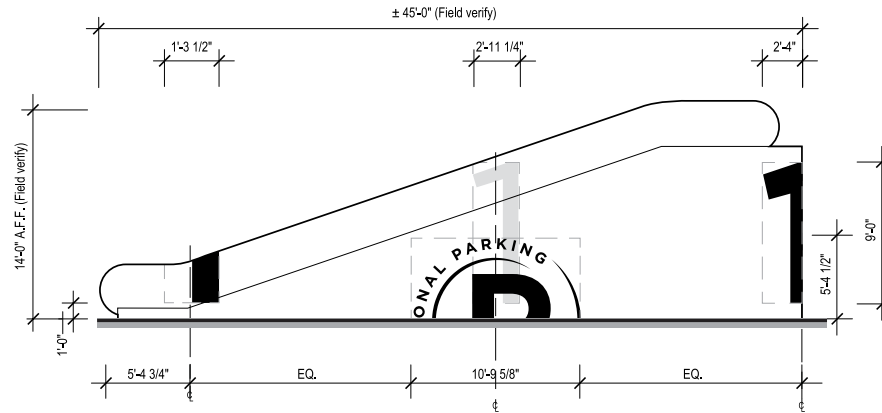
2.0 SIGN TYPES

#	REVISION	DATE
1	Updated	12/15/16
2	Updated	11/06/17

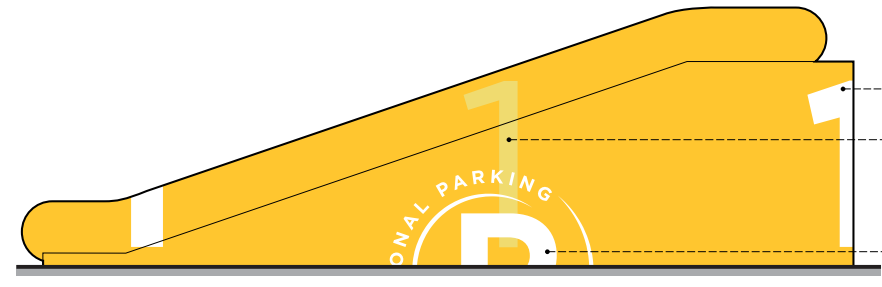
2.4 Sign Type Layouts - Pedestrian



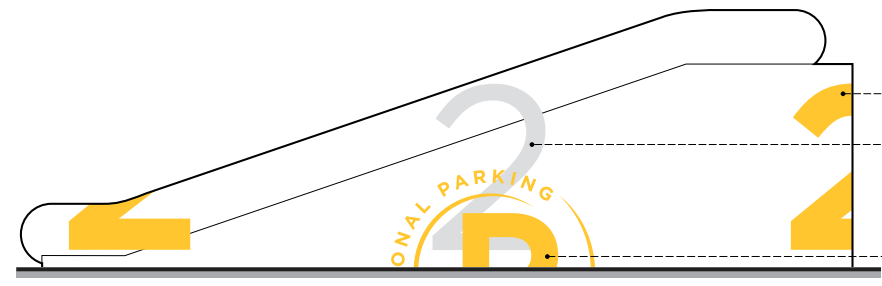
1 TOP VIEW
SCALE: 1/4" = 1'-0"



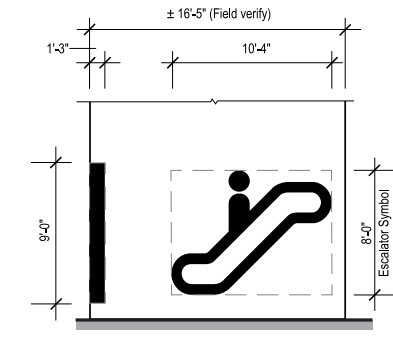
4 FRONT VIEW
SCALE: 1/8" = 1'-0"



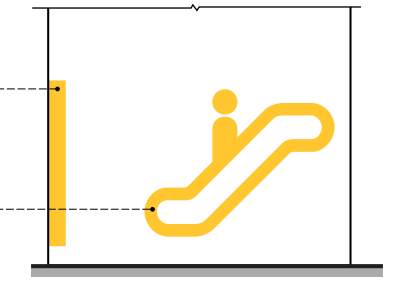
5 SIGN FINISHES - FRONT 1
SCALE: NTS



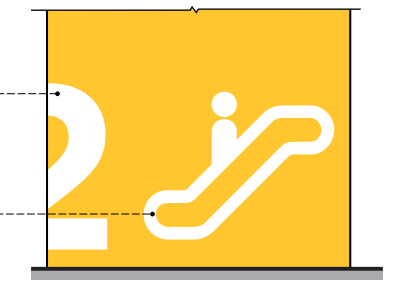
6 SIGN FINISHES - FRONT 2
SCALE: NTS



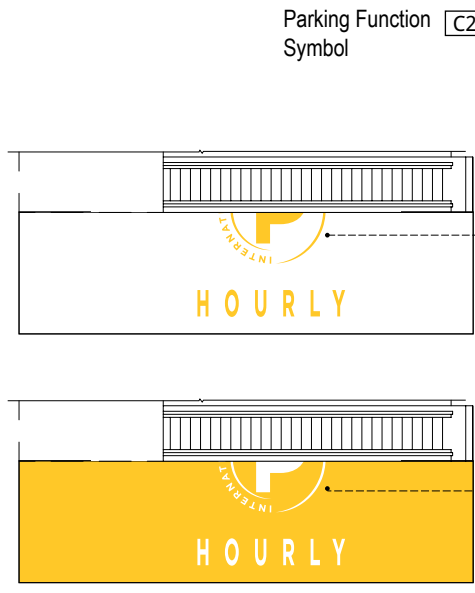
7 SIDE VIEW
SCALE: 1/8" = 1'-0"



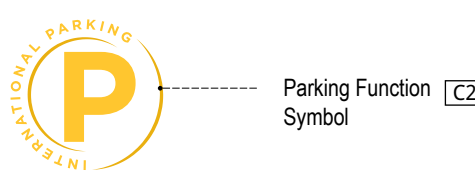
8 SIGN FINISHES - SIDE 1
SCALE: NTS



9 SIGN FINISHES - SIDE 2
SCALE: NTS



2 SIGN FINISHES - TOP VIEW
SCALE: NTS



3 SIGN FINISHES - ICONS
SCALE: NTS

Identification ST-656

- Descriptions:** Secondary Identification - Pedestrian
- Dimensions:** ±10'- 0" H x ±33'- 0" W. Field Verify.
- Location:** International Parking Escalator Banks.
- Material:** Surface Applied (TBD)
- Lettering:** Gotham Book / Bold
- Symbology:** Refer to Section 1- Graphics Standards
- Colors:**
- C1 • Symbols
 - Colors: International Parking: Levels 1, 3, 5, 7 - Pantone 123 (Yellow) Levels 2, 4, 6, 8 - White
 - C2 • Parking Function Symbol
 - Colors: International Parking: Levels 1, 3, 5, 7 - White Levels 2, 4, 6, 8 - Pantone 123 (Yellow)
 - C3 • Level Identification - Primary
 - Levels 1, 3, 5, 7
 - Colors Front: White
 - Colors Sides: International Parking - Pantone 123 (Yellow)
 - C4 • Level Identification - Primary
 - Levels 2, 4, 6, 8
 - Colors Front: International Parking - Pantone 123 (Yellow)
 - Colors Sides: White
 - C5 • Level Identification - Secondary
 - Levels 1, 3, 5, 7
 - Colors: International Parking - Pantone 123 (Yellow) at 85%
 - C6 • Level Identification - Secondary
 - Levels 2, 4, 6, 8
 - Color: International Parking - Pantone 420 (Grey)

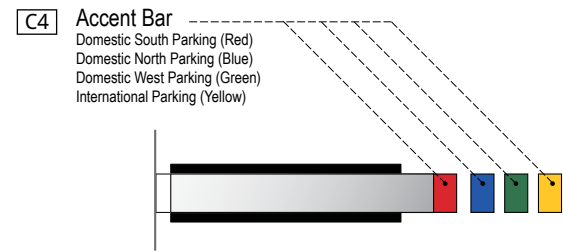
Graphics: N/A
Mounting: Surface Application
Illuminations: None
Remarks: N/A

Notes:
 1. Identification signs to International Parking will utilize "yellow" accent color (Pantone 123) only.
 2. Colors are not interchangeable, and cannot be substituted.

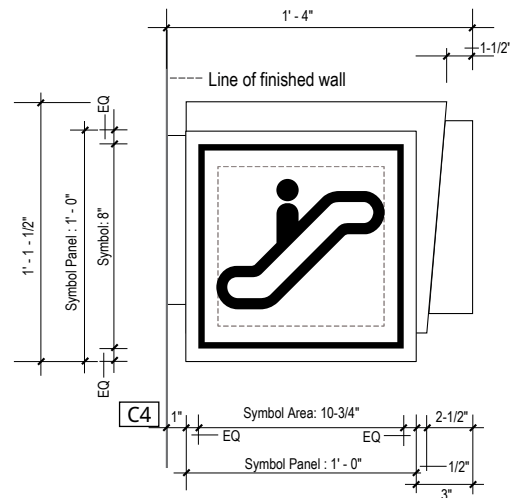
2.0 SIGN TYPES

#	REVISION	DATE
1	Updated	12/15/16
2	Updated	11/06/17

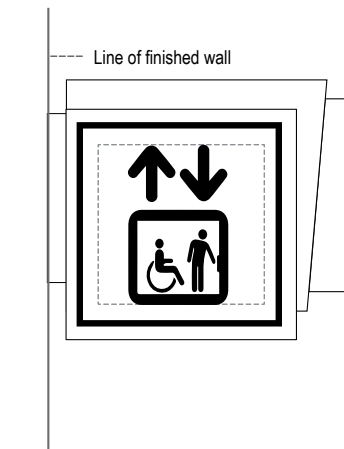
2.4 Sign Type Layouts - Pedestrian



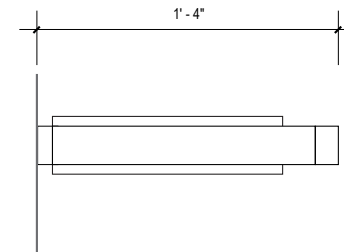
1 SIGN FINISHES - TOP VIEW
SCALE: NTS



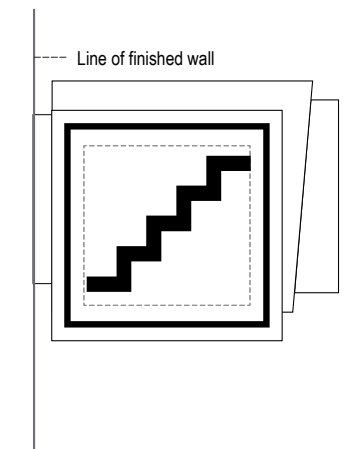
4 FRONT VIEW - ESCALATOR
SCALE: 1 - 1/2" = 1'- 0"



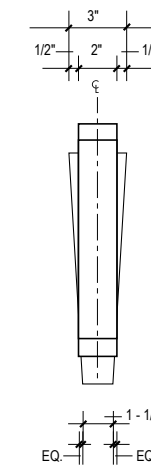
5 FRONT VIEW - ELEVATOR
SCALE: 1 - 1/2" = 1'- 0"



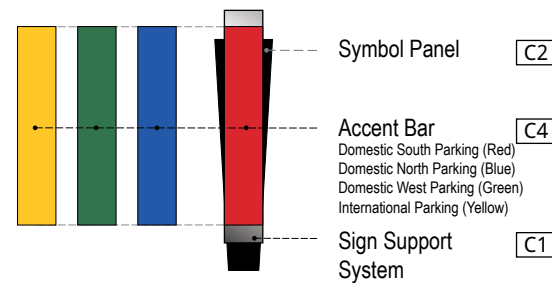
6 TOP VIEW
SCALE: 1 - 1/2" = 1'- 0"



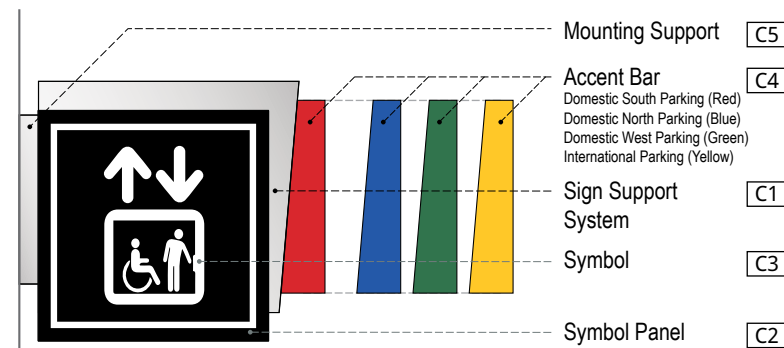
7 FRONT VIEW - STAIRS
SCALE: 1 - 1/2" = 1'- 0"



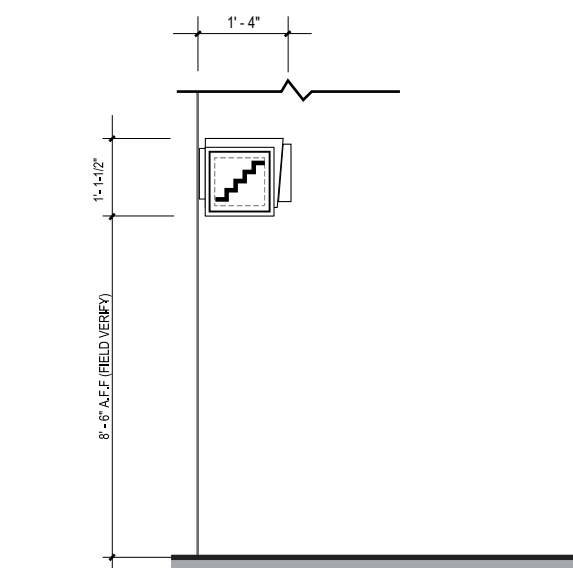
9 SIDE VIEW
SCALE: 1 - 1/2" = 1'- 0"



2 SIGN FINISHES - END VIEW
SCALE: NTS



3 SIGN FINISHES - FRONT VIEW
SCALE: NTS



8 ELEVATION
SCALE: 1 - 1/2" = 1'- 0"

Identification **ST-664**

- Descriptions:** Secondary Informational - Pedestrian
- Dimensions:** 1'- 1 1/2" High x 1' - 4" Wide x 3" Deep
- Location:** Parking. Primary Pathway to the main pedestrian circulation flow.
- Material:** Seamless fabricated aluminum sign structure.
- Lettering:** None
- Symbology:** Refer to Section 1- Graphics Standards
- Colors:**
- C1 • Sign Support System
 - Seamless fabricated .040 thick satin brushed aluminum
 - C2 • Symbol Panel
 - .25" thick seamless fabricated White acrylic (Exterior Sign Grade Polycarbonate) overlaid with matte Black vinyl
 - LED Internally illuminated
 - C3 • Symbols
 - 3M Diamond Exterior Grade reflective white vinyl
 - LED Internally illuminated
 - C4 • Accent Bars
 - .125" thick seamless fabricated acrylic corresponding to assigned colors for: Domestic South Parking - Pantone 1795 (Red)
 - Domestic North Parking - Pantone 2935 (Blue)
 - Domestic West Parking - Pantone 3415 (Green)
 - International Parking - Pantone 123 (Yellow)
 - LED Internally illuminated
 - C5 • Mounting Support
 - Seamless fabricated .040 thick satin brushed aluminum

Graphics: N/A
Mounting: Flag Mounted
Illuminations: Internal
Remarks: N/A

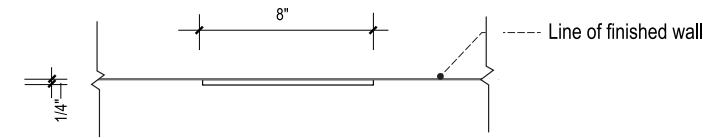
- Notes:**
1. Identification signs to Domestic South Parking will utilize "red" accent color (Pantone 1795) only.
 2. Identification signs to Domestic North Parking will utilize "blue" accent color (Pantone 2935) only.
 3. Identification signs to Domestic West Parking will utilize "green" accent color (Pantone 3415) only.
 4. Identification signs to International Parking will utilize "yellow" accent color (Pantone 123) only.
 5. Colors are not interchangeable, and cannot be substituted.

2.0 SIGN TYPES

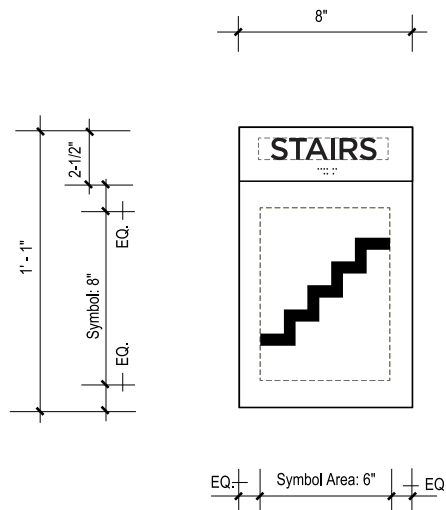
2.4 Sign Type Layouts - Pedestrian

Identification **ST-666**

#	REVISION	DATE
1	Updated	12/15/16
2	Updated	11/06/17



1 TOP VIEW
SCALE: 1 - 1/2" = 1'- 0"

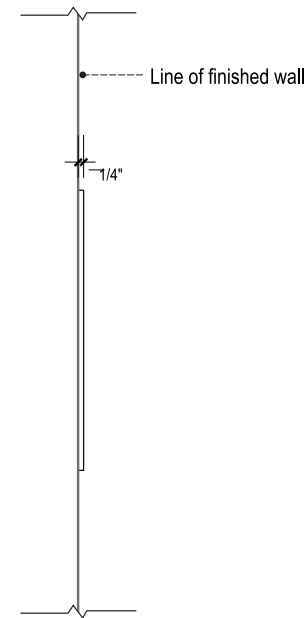


2 SIGN FINISHES - STAIRS
SCALE: NTS

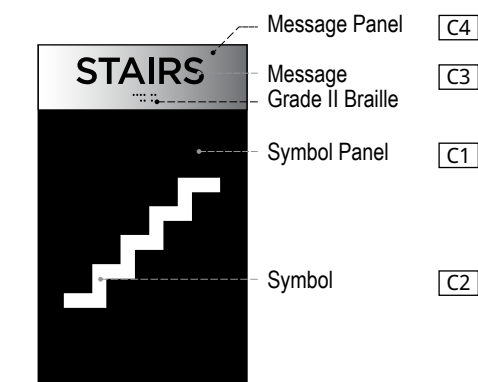
4 FRONT VIEW - STAIRS
SCALE: 1 - 1/2" = 1'- 0"



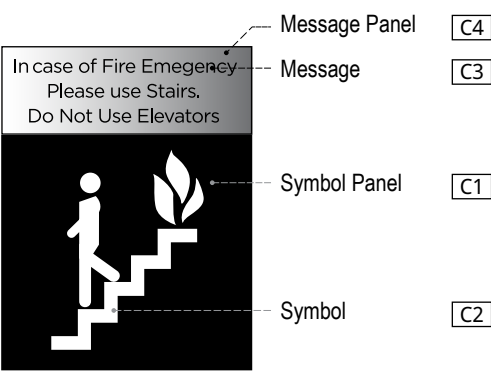
6 FRONT VIEW - EMERGENCY
SCALE: 1 - 1/2" = 1'- 0"



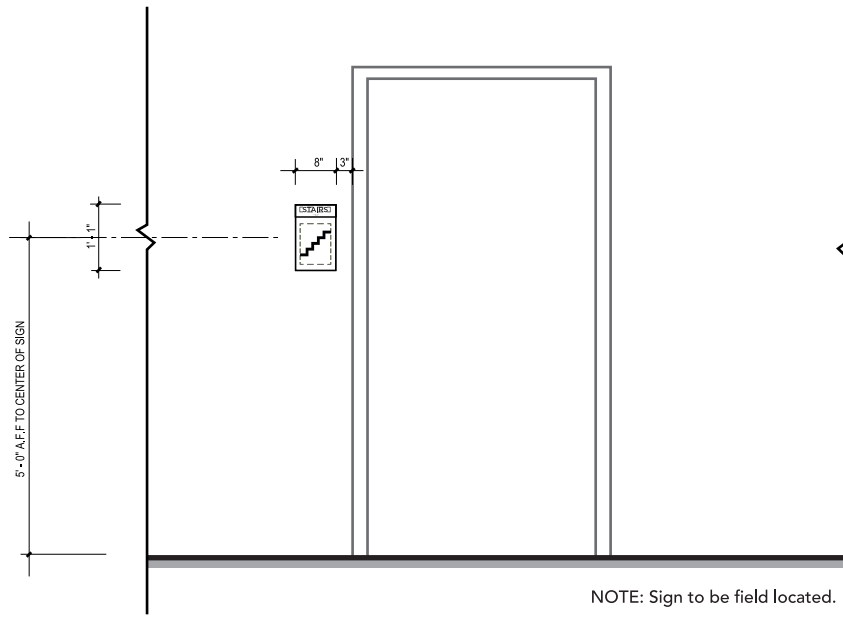
8 SIDE VIEW
SCALE: 1 - 1/2" = 1'- 0"



3 SIGN FINISHES - STAIRS
SCALE: NTS



5 SIGN FINISHES - FRONT VIEW
SCALE: NTS




7 ELEVATION
SCALE: 1 - 1/2" = 1'- 0"

- Descriptions:** Secondary Identification - Pedestrian
- Dimensions:** 1'- 1" High x 8" Wide x 1/4" Deep
- Location:** Parking. Primary Pathway to the main stairwells and elevators.
- Material:** Seamless fabricated Clear Acrylic.
- Lettering:** 1. English - Gotham Book - 1" Cap height
- Symbology:** Refer to Section 1- Graphics Standards
- Colors:**
- C1 • Symbol Panel
- Non-illuminated Exterior Grade matte Black Vinyl overlay.
 - C2 • Symbol
- Non-illuminated Electronically cut out Exterior Grade White Vinyl overlay.
 - C3 • Messages
- Dimensional letters
- Exterior Grade matte Black Vinyl
 - C4 • Message Panel
- Seamless fabricated .125" clear acrylic with all edges and return sanded to a smooth finish laminated with Satin brushed aluminum
- Graphics:** N/A
- Mounting:** Wall Mounted
- Illuminations:** None
- Remarks:** N/A

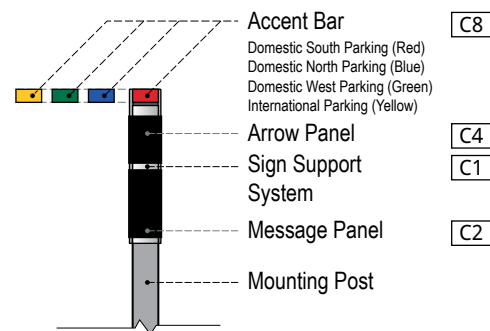
23

SURFACE PARKING

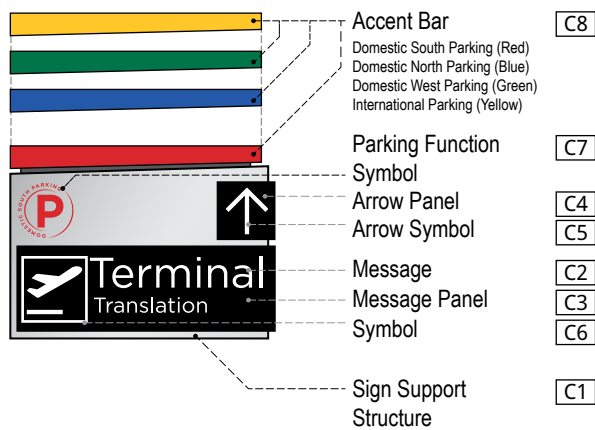


2.0 SIGN TYPES

#	REVISION	DATE
1	Updated	12/15/16
2	Updated	11/06/17

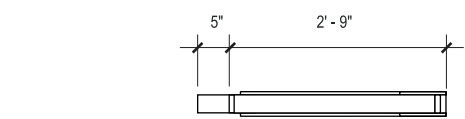


3 SIGN FINISHES - END VIEW
SCALE: NTS

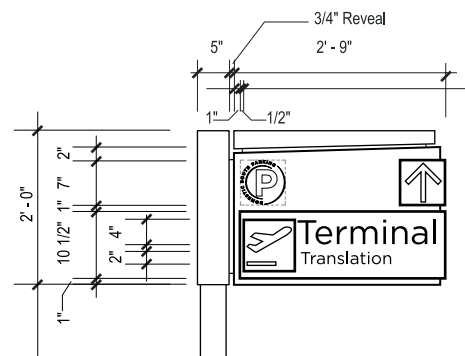


4 SIGN FINISHES - FRONT VIEW
SCALE: NTS

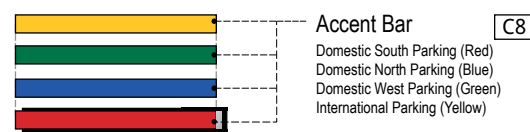
2.4 Sign Type Layouts - Surface Parking



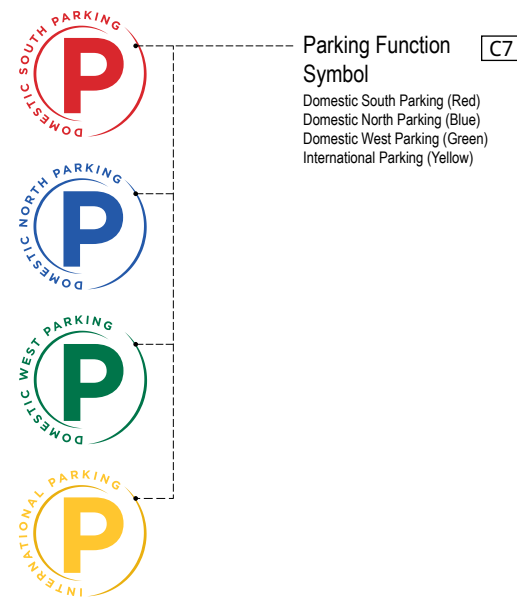
1 TOP VIEW
SCALE: 1/2" = 1'- 0"



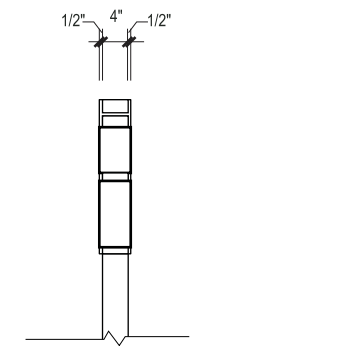
2 FRONT VIEW
SCALE: 1/2" = 1'- 0"



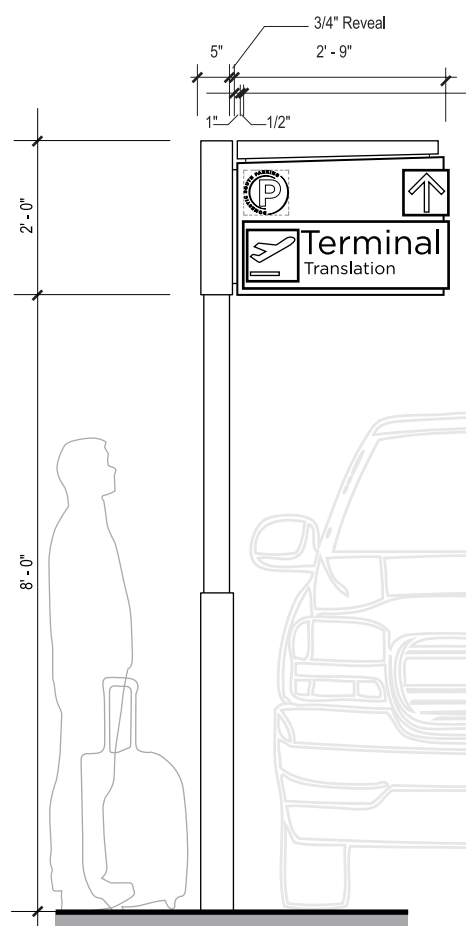
5 SIGN FINISHES - TOP VIEW
SCALE: NTS



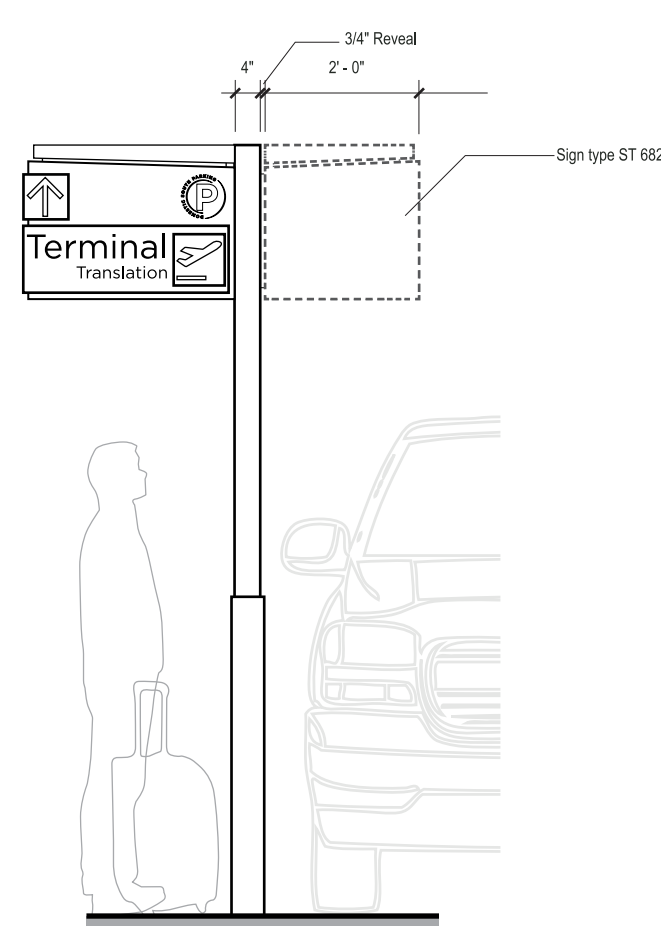
6 SIGN FINISHES - ICONS
SCALE: NTS



7 SIDE VIEW
SCALE: 1/2" = 1'- 0"



8 ELEVATION - 1
SCALE: 1/2" = 1'- 0"



9 ELEVATION - 2
SCALE: 1/2" = 1'- 0"

- Notes:
1. Signs with directional messages to Domestic South Parking will utilize "red" accent bar (Pantone 1795) only.
 2. Signs with directional messages to Domestic North Parking will utilize "blue" accent bar (Pantone 2935) only.
 3. Signs with directional messages to Domestic West Parking will utilize "Green" accent bar (Pantone 3415) only.
 4. Signs with messages for International Parking will utilize "yellow" accent bar (Pantone 123) only.
 5. Colors are not interchangeable, and cannot be substituted.

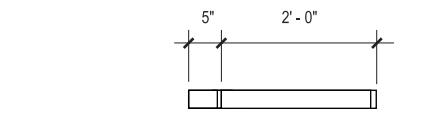
Directional ST-680

- Descriptions:** Primary Directional
- Dimensions:** 2'- 0" High x 2' - 9" Wide x 5" Deep
- Location:** Parking. Primary Pathway to the main pedestrian circulation flow.
- Material:** Seamless fabricated aluminum sign structure.
- Lettering:** Gotham Book
- Symbology:** Refer to Section 1- Graphics Standards
- Colors:**
- [C1] • Sign Support System
 - Seamless fabricated .040 thick satin brushed aluminum
 - [C2] • Message Panel
 - .25" thick White acrylic (Exterior Sign Grade Polycarbonate), overlaid with matte Black vinyl.
 - [C3] • Messages
 - English
 - 3M Diamond Exterior Grade reflective white vinyl
 - [C4] • Arrow Panel
 - .25" thick White acrylic (Exterior Sign Grade Polycarbonate), overlaid with matte Black vinyl.
 - [C5] • Arrow Symbol
 - 3M Engineering grade reflective white vinyl
 - [C6] • Symbols
 - 3M Diamond Exterior Grade reflective white vinyl
 - [C7] • Parking Function Symbol
 - Domestic South Parking - Pantone 1795 (Red)
 - Domestic North Parking - Pantone 2935 (Blue)
 - Domestic West Parking - Pantone 3415 (Green)
 - International Parking - Pantone 123 (Yellow)
 - [C8] • Accent Bars
 - 3M Engineering Exterior Grade reflective vinyls corresponding to assigned colors for:
 - Domestic South Parking - Pantone 1795 (Red)
 - Domestic North Parking - Pantone 2935 (Blue)
 - Domestic West Parking - Pantone 3415 (Green)
 - International Parking - Pantone 123 (Yellow)
 - LED Internally Illuminated
- Graphics:** N/A
- Mounting:** Flag / Post Mounted
- Illuminations:** Internal
- Remarks:** N/A

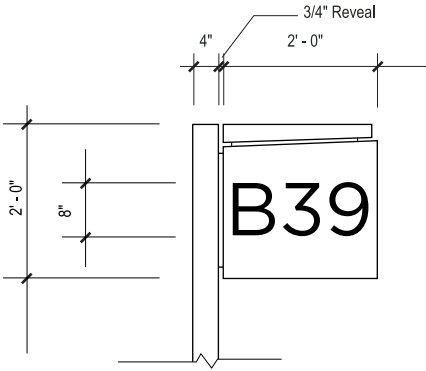
2.0 SIGN TYPES

#	REVISION	DATE
1	Updated	12/15/16
2	Updated	11/06/17

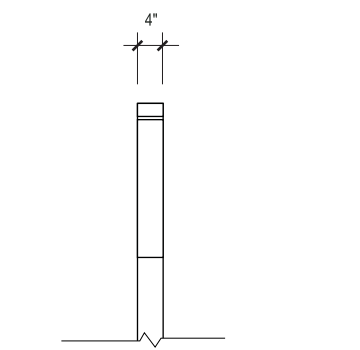
2.4 Sign Type Layouts - Surface Parking



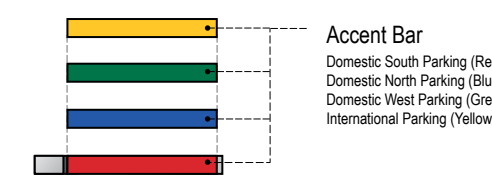
1 TOP VIEW
SCALE: 1/2" = 1'-0"



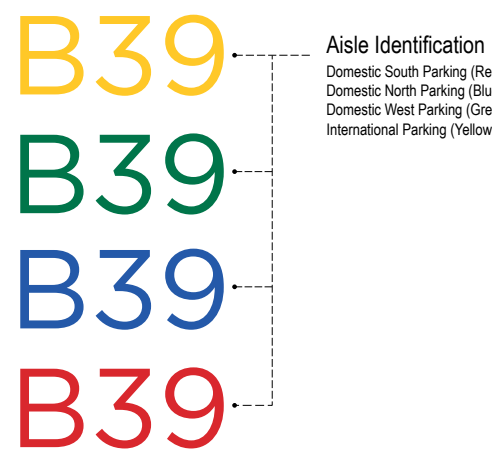
2 FRONT VIEW
SCALE: 1/2" = 1'-0"



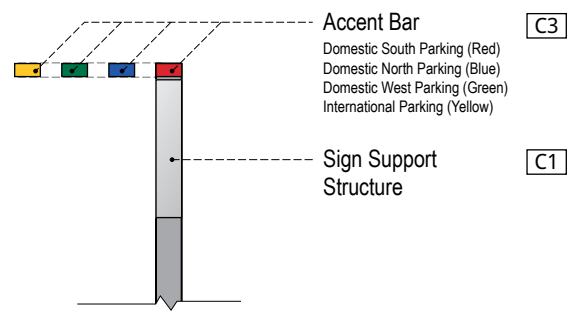
7 SIDE VIEW
SCALE: 1/2" = 1'-0"



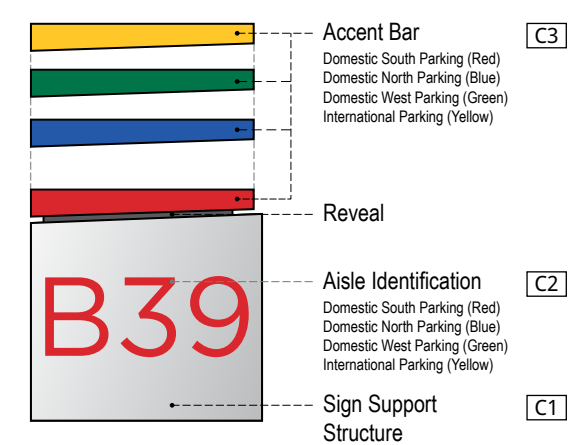
5 SIGN FINISHES - END VIEW
SCALE: NTS



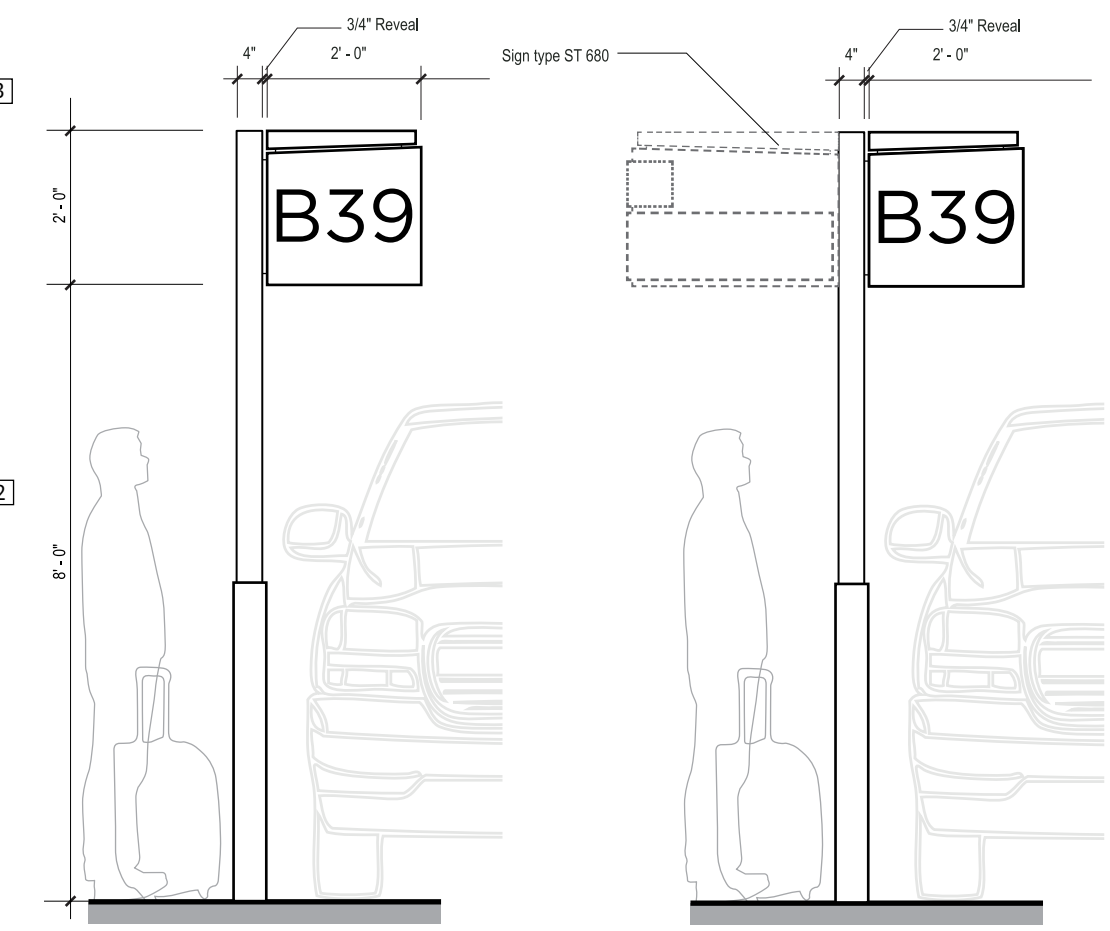
6 SIGN FINISHES - FRONT VIEW
SCALE: NTS



3 SIGN FINISHES - END VIEW
SCALE: NTS



4 SIGN FINISHES - FRONT VIEW
SCALE: NTS



8 ELEVATION - 1
SCALE: 1/2" = 1'-0"

9 ELEVATION - 2
SCALE: 1/2" = 1'-0"

Informational ST-682

Descriptions: Primary Informational`

Dimensions: 1'- 1" High x 8" Wide x 1/4" Deep

Location: Parking. Primary Pathway to the main stairwells and elevators.

Material: Pending

Lettering: Gotham Book

Symbology: Refer to Section 1- Graphics Standards

Colors:

- [C1]** • Sign Support Structure
 - Seamless fabricated .040 thick satin brushed aluminum
- [C2]** • Aisle Identification
 - Electronically cut out overlay Exterior Grade vinyl with corresponding assigned colors for:
 - Domestic South Parking - Pantone 1795 (Red)
 - Domestic North Parking - Pantone 2935 (Blue)
 - Domestic West Parking - Pantone 3415 (Green)
 - International Parking - Pantone 123 (Yellow)
- [C3]** • Accent Bars
 - 3M Engineering grade reflective vinyls with corresponding colors assigned for:
 - Domestic South Parking - Pantone 1795 (Red)
 - Domestic North Parking - Pantone 2935 (Blue)
 - Domestic West Parking - Pantone 3415 (Green)
 - International Parking - Pantone 123 (Yellow)
 - LED Internally Illuminated

Graphics: N/A

Mounting: Flag / Post Mounted

Illuminations: Internal

Remarks: N/A

Notes:

1. Informational signs to Domestic South Parking will utilize "red" accent color (Pantone 1795) only.
2. Informational signs to Domestic North Parking will utilize "blue" accent color (Pantone 2935) only.
3. Informational signs to Domestic West Parking will utilize "green" accent color (Pantone 3415) only.
4. Informational signs to International Parking will utilize "yellow" accent color (Pantone 123) only.
5. Colors are not interchangeable, and cannot be substituted.



 **Hartsfield-Jackson**
Atlanta International Airport®

Prepared by:  **AIS** |  **VALANCOURT**
INTERNATIONAL, LLC